

Extreme Sailing Series 2015 - Act Report

Act 6, Saint Petersburg

	Rank	Total Points	Races Completed	Ø Points per Race completed	Ø Speed Over Ground (knots)	Total Distance Sailed (km)
The Wave, Muscat (OMA)	1	234	30	7.80	9.74	101.0
Lino Sonogo Team Italia (ITA)	2	216	30	7.20	9.77	104.5
Red Bull Sailing Team (AUT)	3	207	30	6.90	9.72	104.4
GAC Pindar (GBR)	4	202	30	6.73	9.89	106.0
Oman Air (OMA)	5	198	30	6.60	9.76	105.3
Gazprom Team Russia (RUS)	6	191	30	6.37	9.54	104.1
Team Turx (TUR)	7	181	29	6.24	9.22	101.3
SAP Extreme Sailing Team (DEN)	8	180	30	6.00	9.69	105.5

Best Starters



The Wave, Muscat

Ø Rank at First Mark

3.27

Other Teams:

4.68



Team Turx

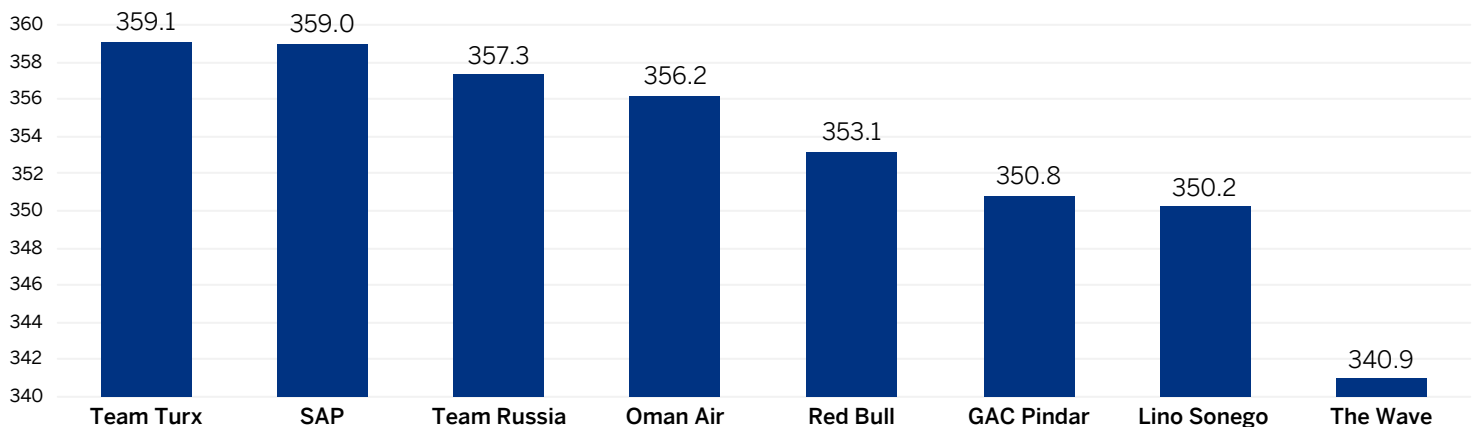
Ø Speed on Start Signal (kn)

10.35 knots


Other Teams:

8.66 knots

Total Time Sailed (minutes)



Insights from



Extreme Sailing Series 2015 - Act Report

Act 6, Saint Petersburg

Average Speed over Ground

DOWNWIND



10.68 knots

The Wave, Muscat

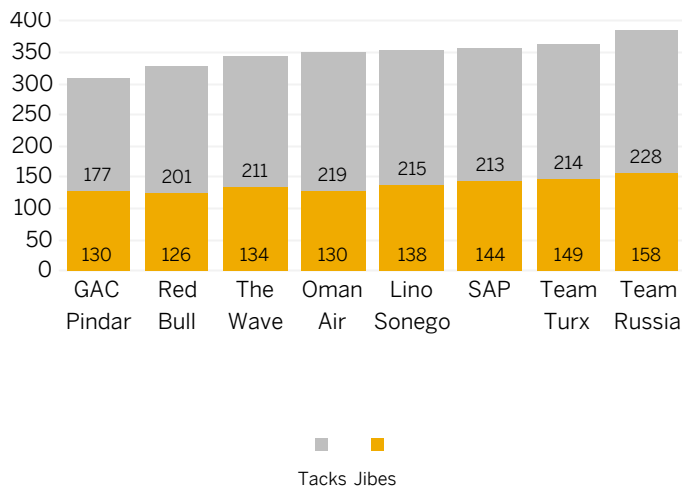
UPWIND



9.60 knots

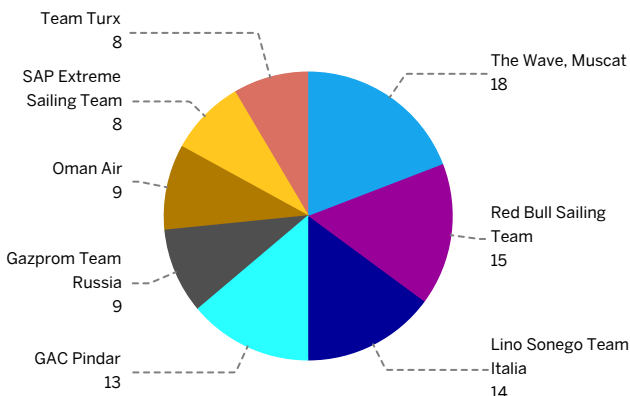
GAC Pindar

Number of Maneuvers



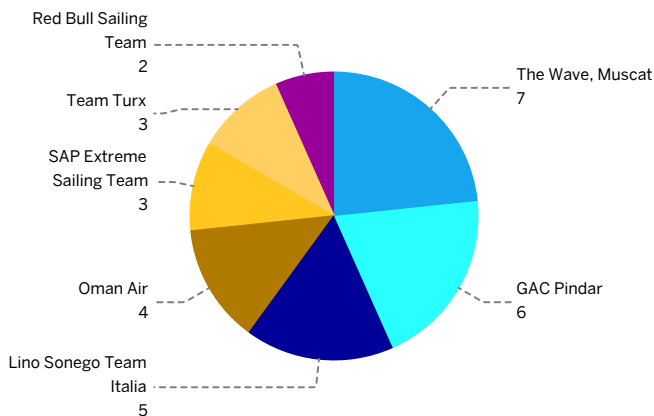
Number of Podium Finishes

How often has a team finished a race on rank 1-3?

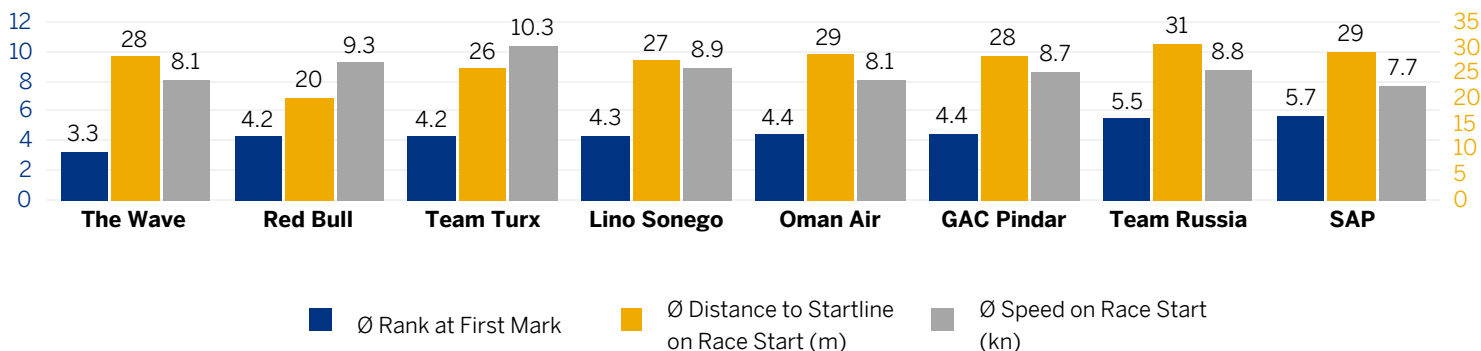


Number of Wins

How often has a team won a race?



Race Start Analysis - Sorted by Ø Rank at First Mark



Insights from



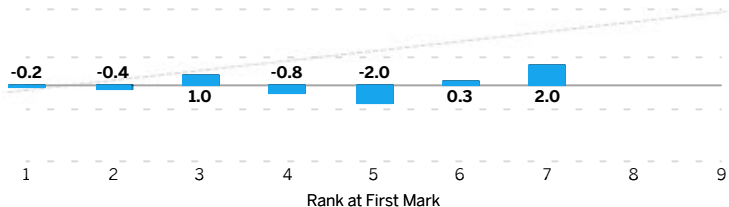
Extreme Sailing Series 2015 - Act Report

Act 6, Saint Petersburg

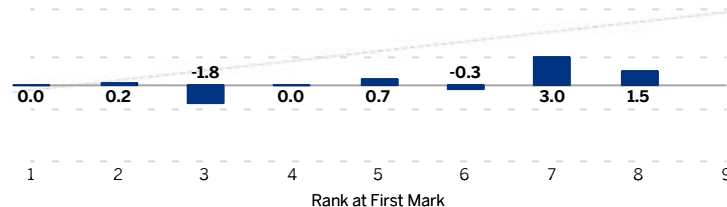
Ø Ranks Gained Between First Mark & Race Finish - Broken Down by Position at First Mark

How well do the teams hold their position at the first mark - do they gain or lose ranks? The gray line indicates an ideal performance as a benchmark (e.g. started 1st and lost 0 ranks or started 12th and gained 11 ranks to win a race)

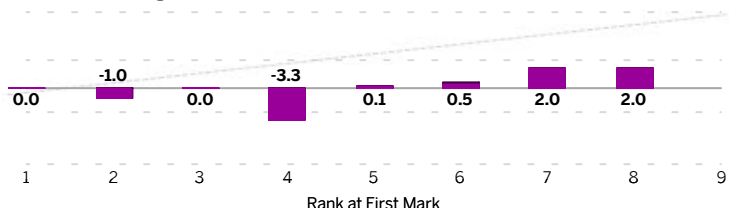
The Wave, Muscat



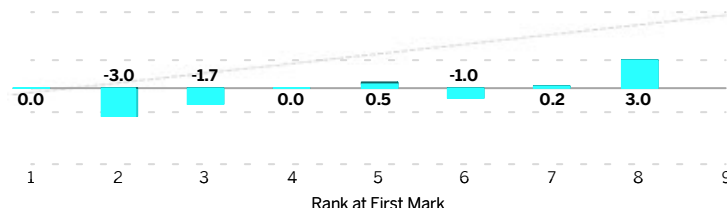
Lino Sonego Team Italia



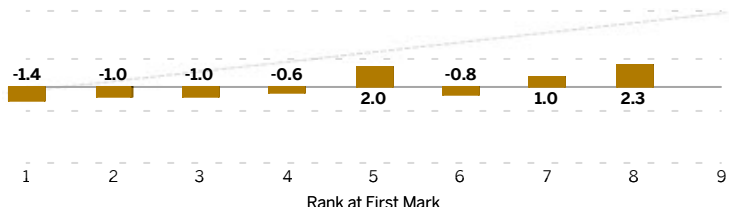
Red Bull Sailing Team



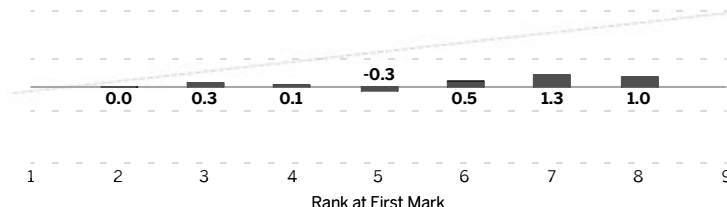
GAC Pindar



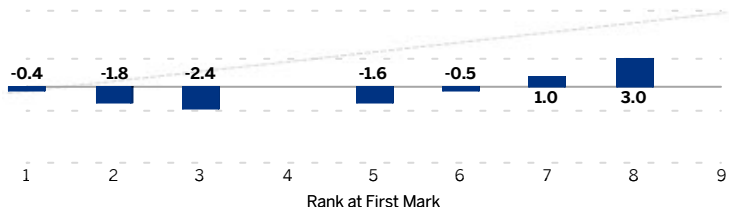
Oman Air



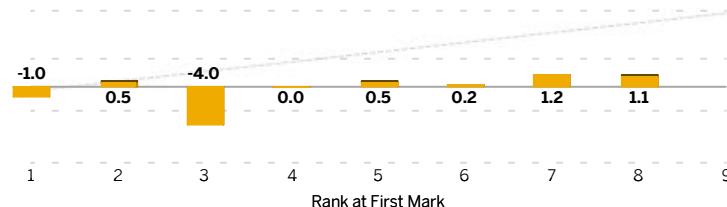
Gazprom Team Russia



Team Turx



SAP Extreme Sailing Team



Insights from



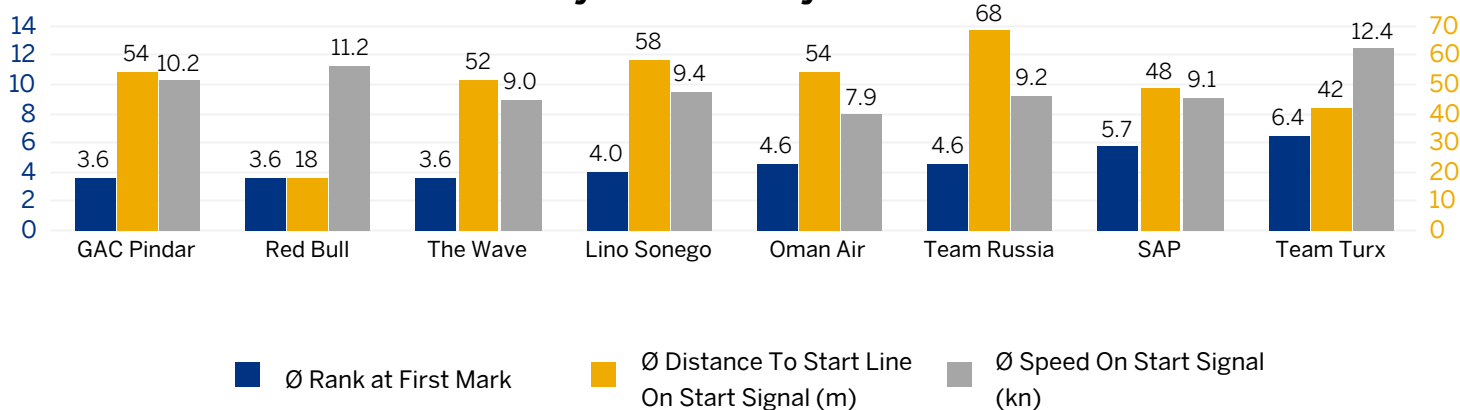
Extreme Sailing Series 2015 - Act Report

Act 6, Saint Petersburg

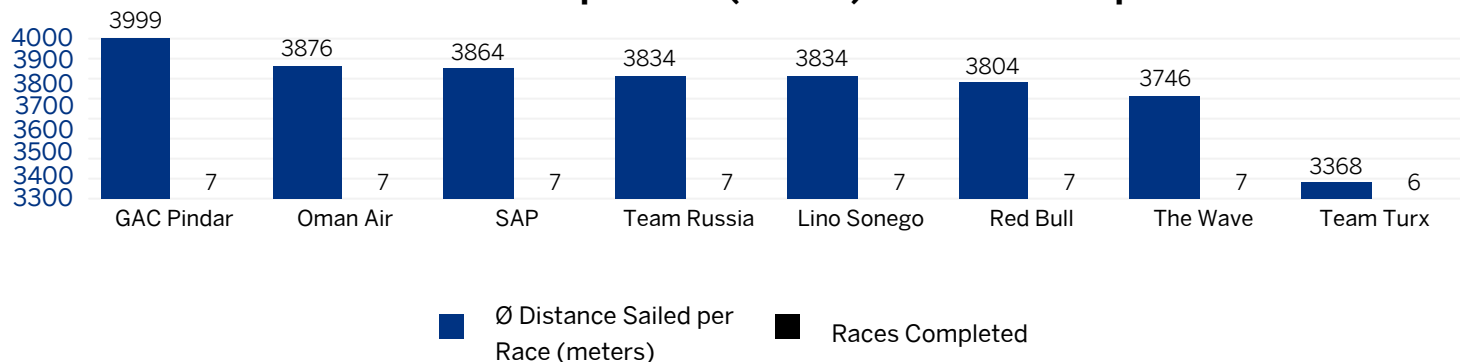
Race Day 1

	Rank	Total Points	Races Completed	Ø Points per Race started	Ø Speed over Ground (kn)
Red Bull Sailing Team (AUT)	1	58	7	8.29	10.80
The Wave, Muscat (OMA)	2	52	7	7.43	10.44
Lino Sonogo Team Italia (ITA)	3	49	7	7.00	10.41
SAP Extreme Sailing Team (DEN)	4	46	7	6.57	10.43
Gazprom Team Russia (RUS)	5	46	7	6.57	10.31
Oman Air (OMA)	6	42	7	6.00	10.33
GAC Pindar (GBR)	7	41	7	5.86	10.74
Team Turx (TUR)	8	27	6	3.86	8.71

Race Start Analysis - Sorted by Ø Rank at First Mark



Ø Distance Sailed per Race (meters) and Races Completed



Insights from



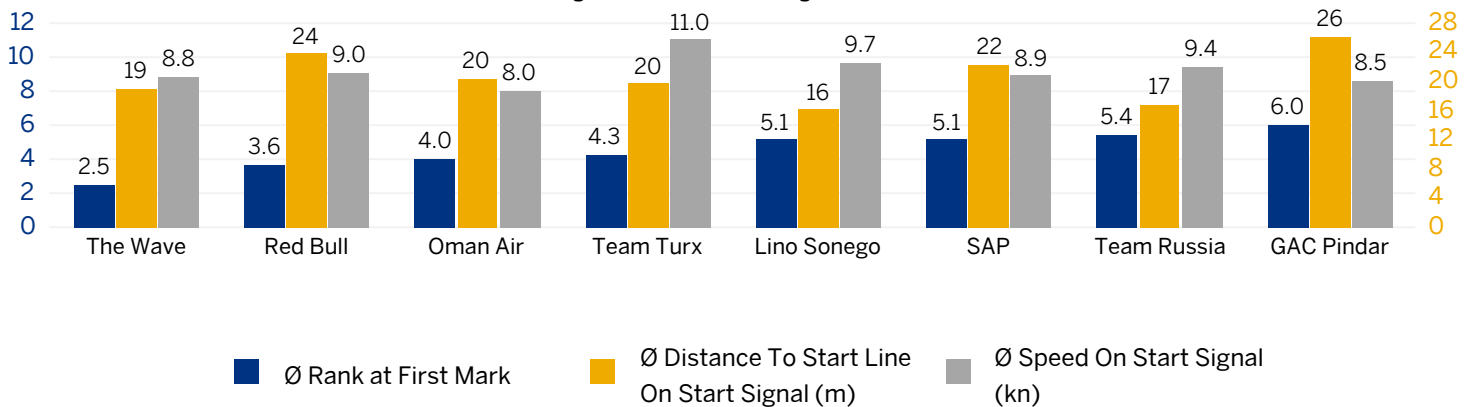
Extreme Sailing Series 2015 - Act Report

Act 6, Saint Petersburg

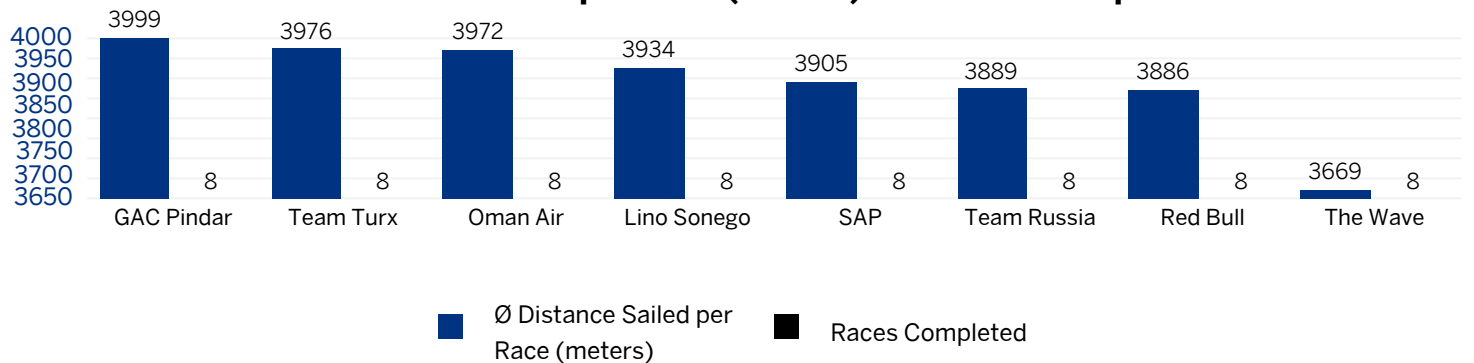
Race Day 2

	Rank	Total Points	Races Completed	Ø Points per Race started	Ø Speed over Ground (kn)
The Wave, Muscat (OMA)	1	68	8	8.50	10.58
Red Bull Sailing Team (AUT)	2	56	8	7.00	10.65
SAP Extreme Sailing Team (DEN)	3	55	8	6.88	10.71
Gazprom Team Russia (RUS)	4	53	8	6.63	10.48
Lino Sonogo Team Italia (ITA)	5	52	8	6.50	10.71
Oman Air (OMA)	6	47	8	5.88	10.75
Team Turx (TUR)	7	47	8	5.88	10.66
GAC Pindar (GBR)	8	38	8	4.75	10.57

Race Start Analysis - Sorted by Ø Rank at First Mark



Ø Distance Sailed per Race (meters) and Races Completed

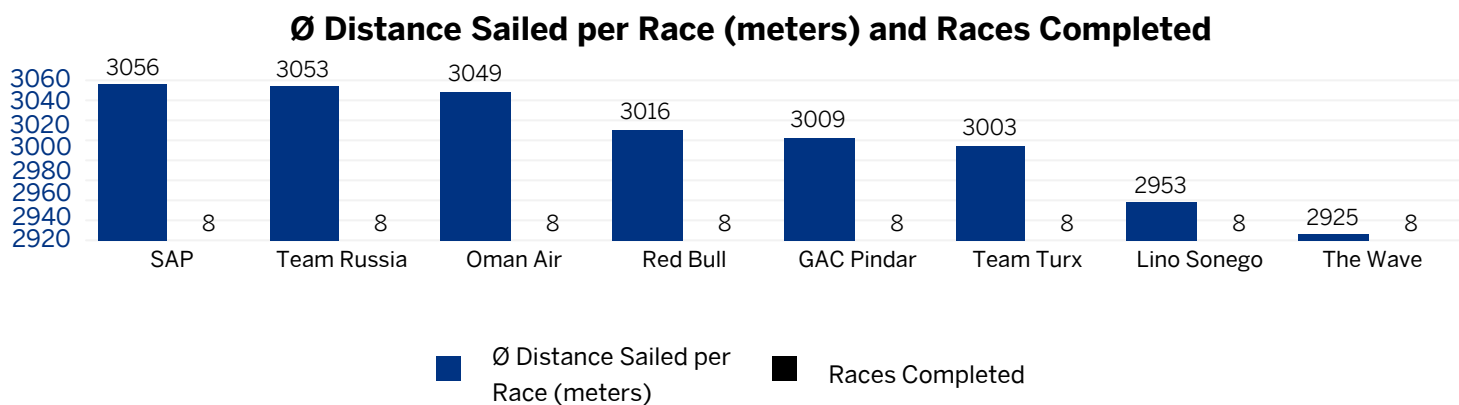
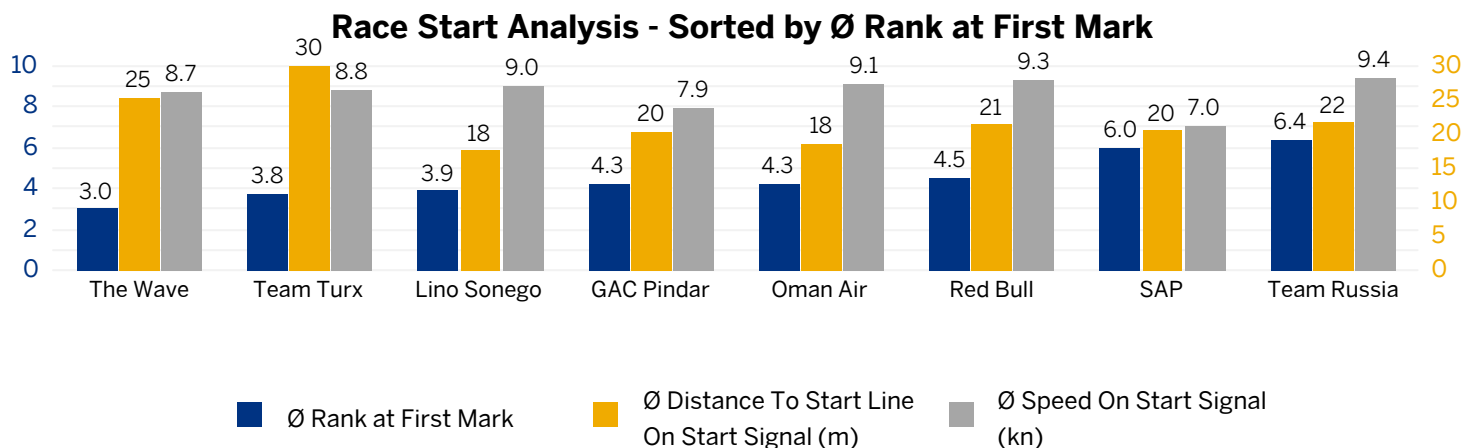


Extreme Sailing Series 2015 - Act Report

Act 6, Saint Petersburg

Race Day 3

	Rank	Total Points	Races Completed	Ø Points per Race started	Ø Speed over Ground (kn)
The Wave, Muscat (OMA)	1	65	8	8.13	9.37
GAC Pindar (GBR)	2	61	8	7.63	9.48
Lino Sonogo Team Italia (ITA)	3	59	8	7.38	9.27
Oman Air (OMA)	4	58	8	7.25	9.49
Red Bull Sailing Team (AUT)	5	47	8	5.88	9.13
SAP Extreme Sailing Team (DEN)	6	44	8	5.50	9.13
Team Turx (TUR)	7	43	8	5.38	8.89
Gazprom Team Russia (RUS)	8	39	8	4.88	8.97



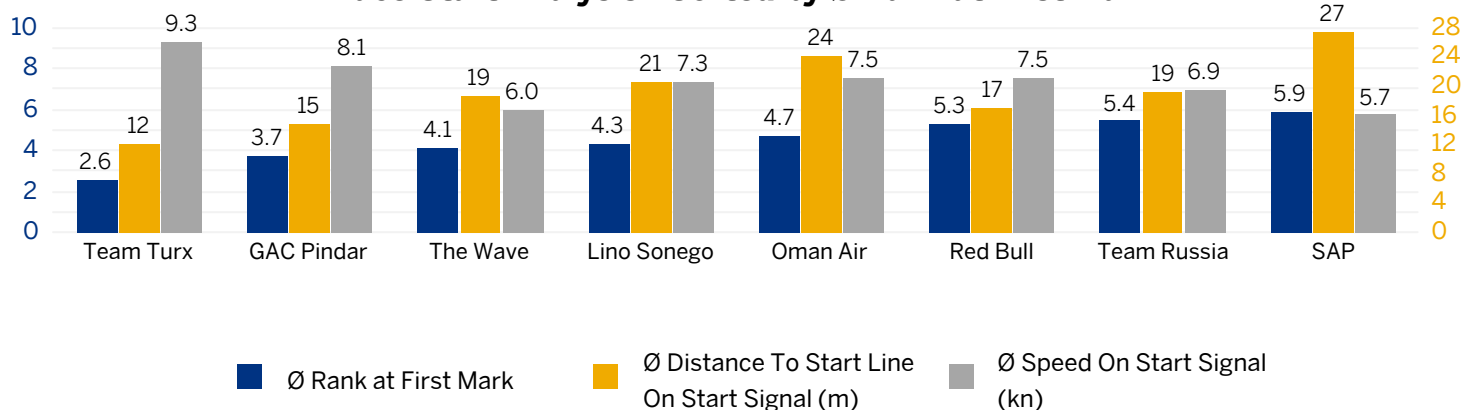
Extreme Sailing Series 2015 - Act Report

Act 6, Saint Petersburg

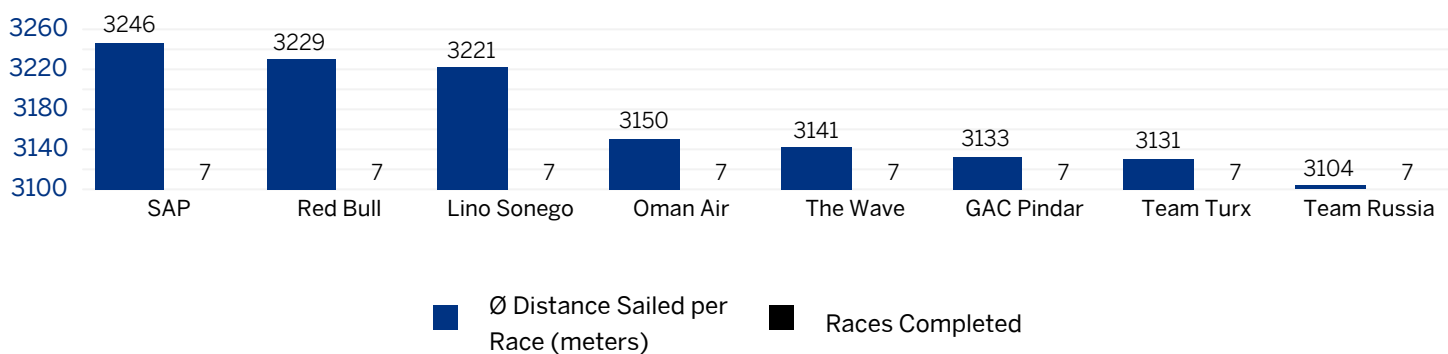
Race Day 4

Team	Rank	Total Points	Races Completed	Ø Points per Race started	Ø Speed over Ground (kn)
Team Turx (TUR)	1	64	7	9.14	8.47
GAC Pindar (GBR)	2	62	7	8.86	8.74
Lino Sonogo Team Italia (ITA)	3	56	7	8.00	8.62
Gazprom Team Russia (RUS)	4	53	7	7.57	8.34
Oman Air (OMA)	5	51	7	7.29	8.35
The Wave, Muscat (OMA)	6	49	7	7.00	8.51
Red Bull Sailing Team (AUT)	7	46	7	6.57	8.24
SAP Extreme Sailing Team (DEN)	8	35	7	5.00	8.42

Race Start Analysis - Sorted by Ø Rank at First Mark



Ø Distance Sailed per Race (meters) and Races Completed



Insights from

