

# Extreme Sailing Series 2015 - Act Report

## Act 6, Saint Petersburg

	Rank	Total Points	Races Completed	Ø Points per Race completed	Ø Speed Over Ground (knots)	Total Distance Sailed (km)
The Wave, Muscat (OMA)	1	120	15	8.00	10.51	55.6
Red Bull Sailing Team (AUT)	2	114	15	7.60	10.72	57.7
Lino Sonego Team Italia (ITA)	3	101	15	6.73	10.57	58.3
SAP Extreme Sailing Team (DEN)	4	101	15	6.73	10.58	58.3
Gazprom Team Russia (RUS)	5	99	15	6.60	10.40	57.9
Oman Air (OMA)	6	89	15	5.93	10.55	58.9
GAC Pindar (GBR)	7	79	15	5.27	10.65	60.0
Team Turx (TUR)	8	74	14	5.29	9.75	55.4

### Best Starters



The Wave, Muscat

Ø Rank at First Mark

**3.07**

Other Teams:

**4.70**



Team Turx

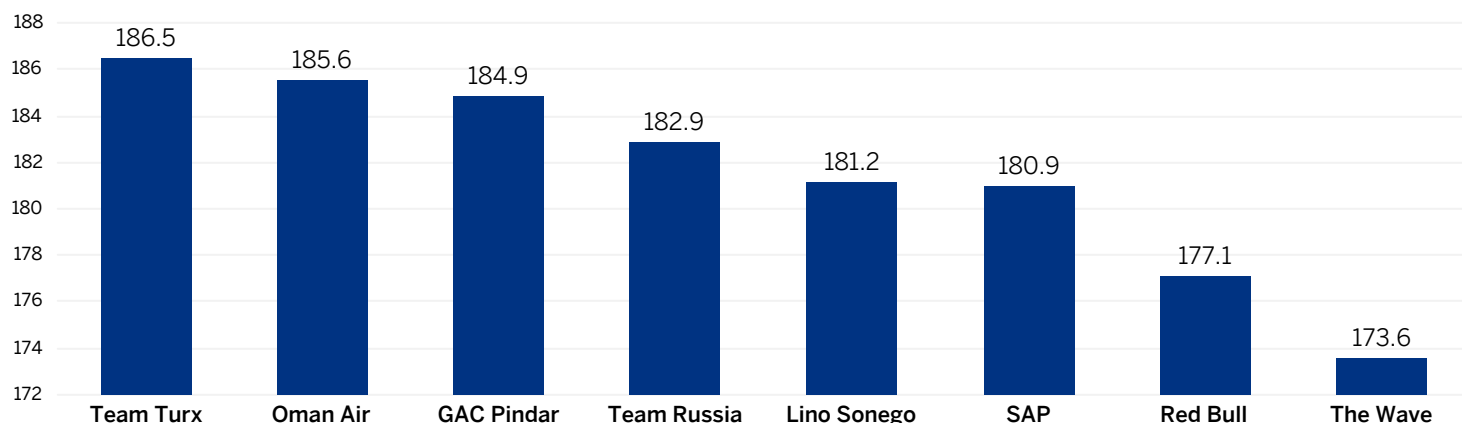
Ø Speed on Start Signal (kn)

**11.03 knots**

Other Teams:

**9.38 knots**

### Total Time Sailed (minutes)



Insights from



# Extreme Sailing Series 2015 - Act Report

## Act 6, Saint Petersburg

### Average Speed over Ground

#### DOWNWIND



Red Bull Sailing Team

**11.54 knots**

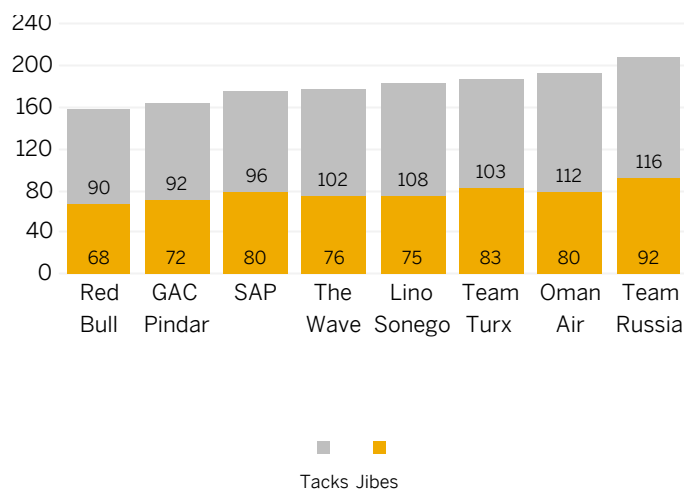
#### UPWIND



Team Turx

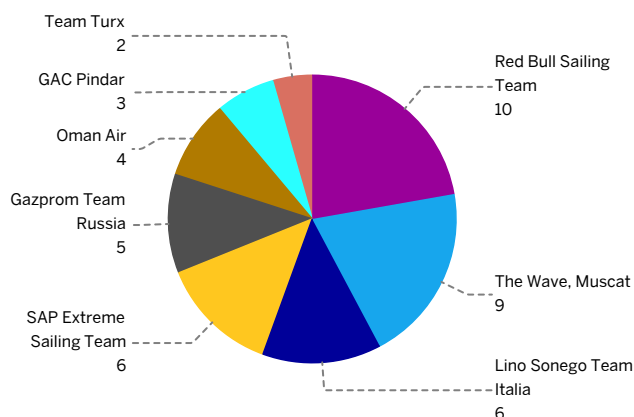
**10.44 knots**

### Number of Maneuvers



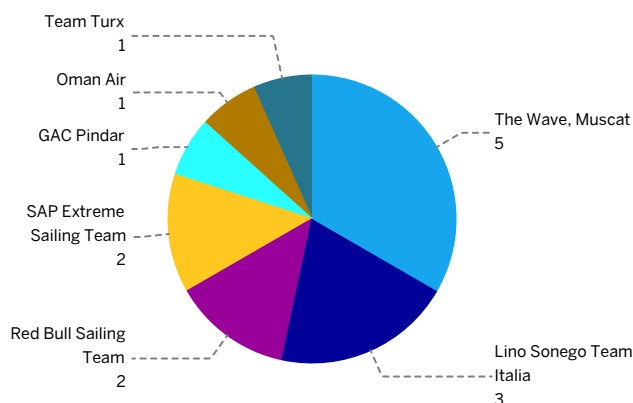
### Number of Podium Finishes

How often has a team finished a race on rank 1-3?

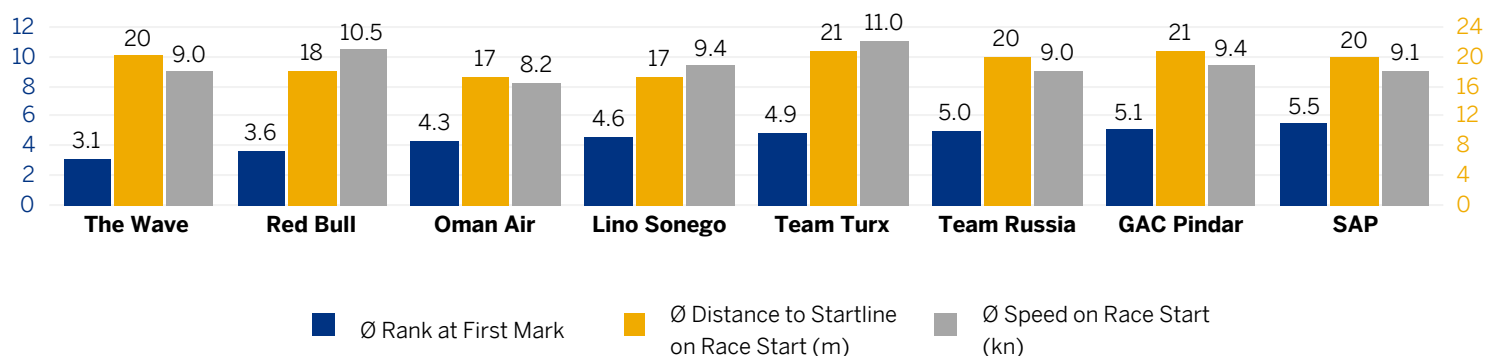


### Number of Wins

How often has a team won a race?



### Race Start Analysis - Sorted by Ø Rank at First Mark



Insights from



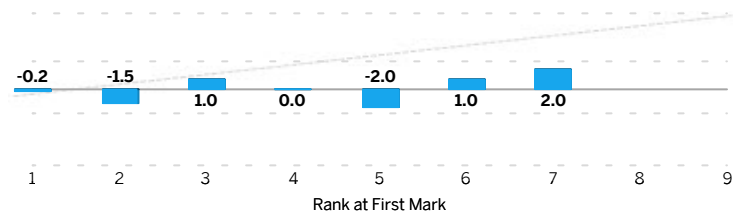
# Extreme Sailing Series 2015 - Act Report

## Act 6, Saint Petersburg

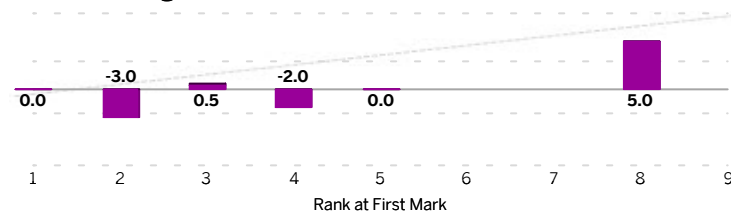
### Ø Ranks Gained Between First Mark & Race Finish - Broken Down by Position at First Mark

How well do the teams hold their position at the first mark - do they gain or lose ranks? The gray line indicates an ideal performance as a benchmark (e.g. started 1st and lost 0 ranks or started 12th and gained 11 ranks to win a race)

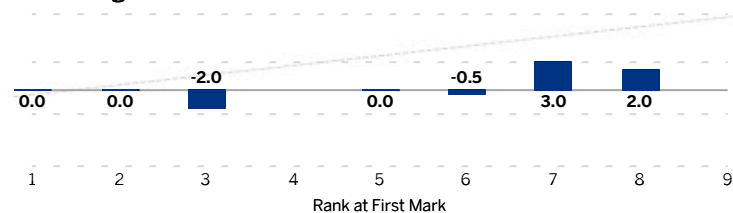
#### The Wave, Muscat



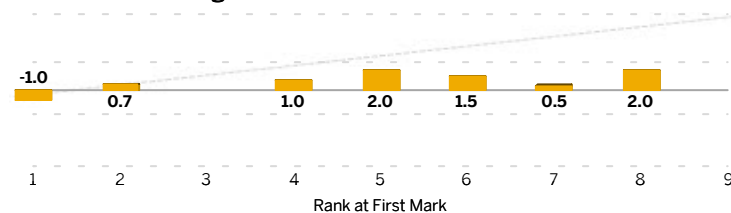
#### Red Bull Sailing Team



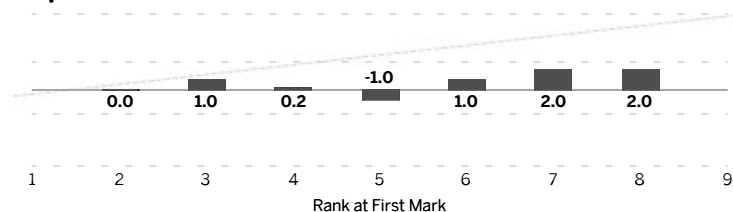
#### Lino Sonego Team Italia



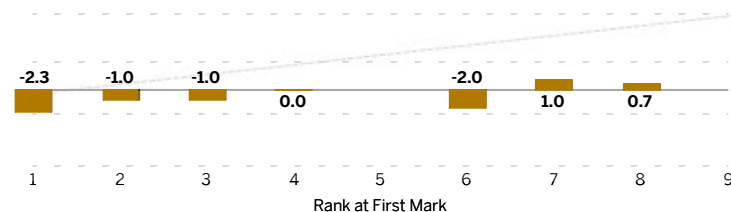
#### SAP Extreme Sailing Team



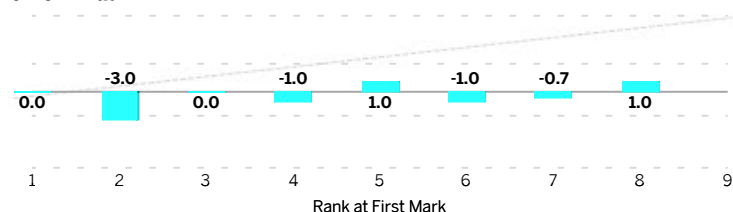
#### Gazprom Team Russia



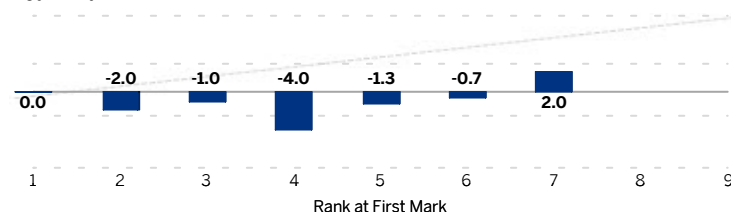
#### Oman Air




#### GAC Pindar



#### Team Turx



Insights from



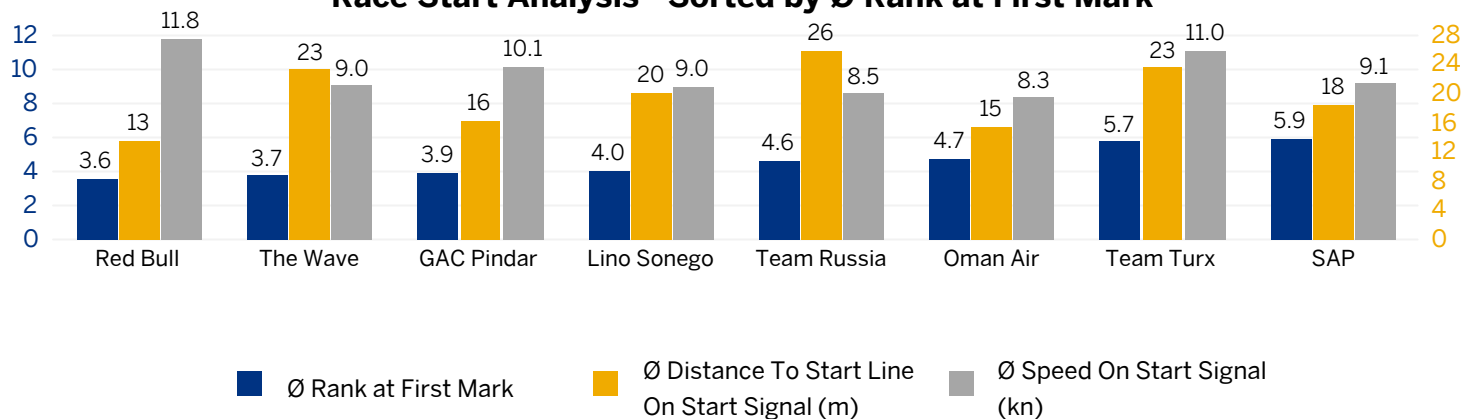
# Extreme Sailing Series 2015 - Act Report

## Act 6, Saint Petersburg

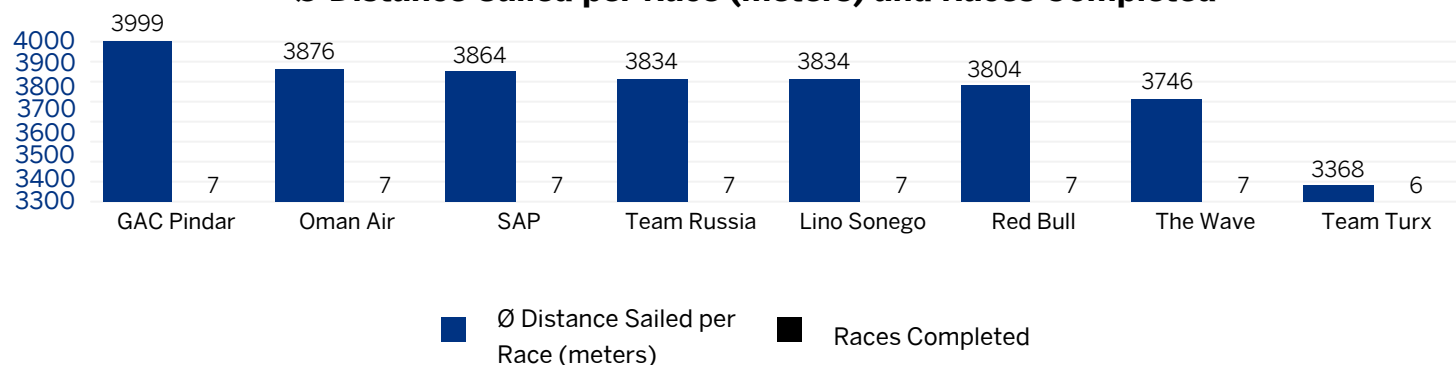
### Race Day 1

	Rank	Total Points	Races Completed	Ø Points per Race started	Ø Speed over Ground (kn)
Red Bull Sailing Team (AUT)	1	58	7	8.29	10.80
The Wave, Muscat (OMA)	2	52	7	7.43	10.44
Lino Sonego Team Italia (ITA)	3	49	7	7.00	10.41
SAP Extreme Sailing Team (DEN)	4	46	7	6.57	10.43
Gazprom Team Russia (RUS)	5	46	7	6.57	10.31
Oman Air (OMA)	6	42	7	6.00	10.33
GAC Pindar (GBR)	7	41	7	5.86	10.74
Team Turx (TUR)	8	27	6	3.86	8.71

### Race Start Analysis - Sorted by Ø Rank at First Mark



### Ø Distance Sailed per Race (meters) and Races Completed



Insights from



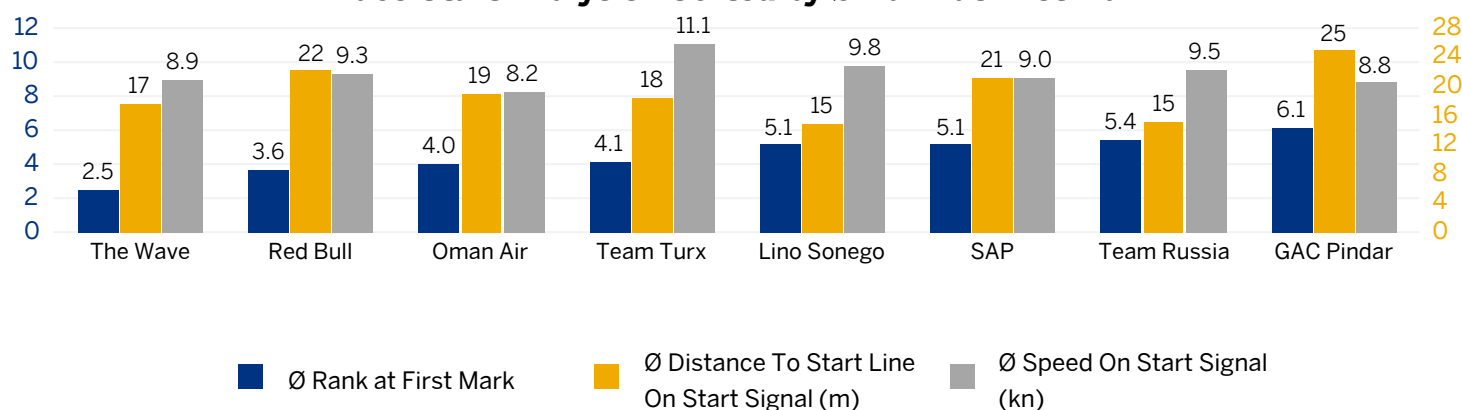
# Extreme Sailing Series 2015 - Act Report

## Act 6, Saint Petersburg

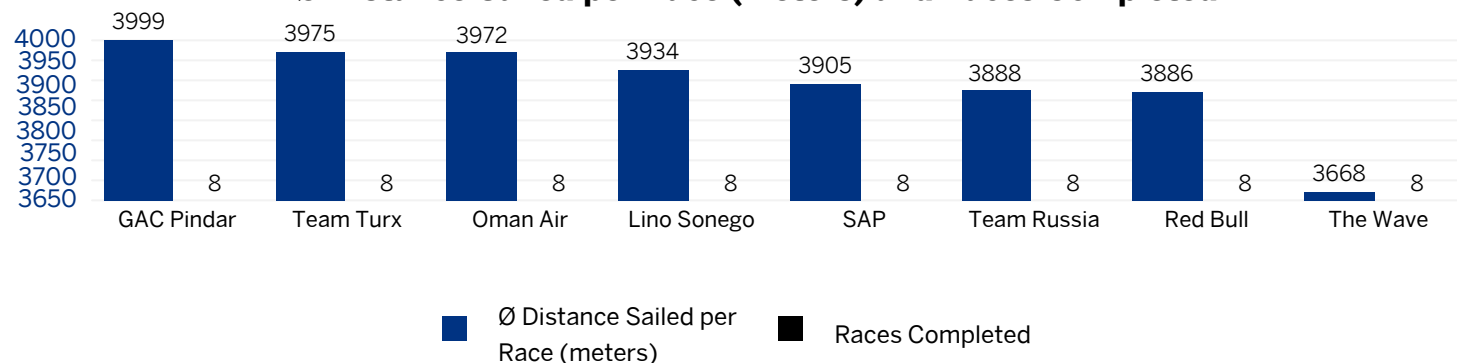
### Race Day 2

	Rank	Total Points	Races Completed	Ø Points per Race started	Ø Speed over Ground (kn)
<b>The Wave, Muscat (OMA)</b>	<b>1</b>	<b>68</b>	<b>8</b>	8.50	10.57
<b>Red Bull Sailing Team (AUT)</b>	<b>2</b>	<b>56</b>	<b>8</b>	7.00	10.65
<b>SAP Extreme Sailing Team (DEN)</b>	<b>3</b>	<b>55</b>	<b>8</b>	6.88	10.71
<b>Gazprom Team Russia (RUS)</b>	<b>4</b>	<b>53</b>	<b>8</b>	6.63	10.48
<b>Lino Sonego Team Italia (ITA)</b>	<b>5</b>	<b>52</b>	<b>8</b>	6.50	10.70
<b>Oman Air (OMA)</b>	<b>6</b>	<b>47</b>	<b>8</b>	5.88	10.75
<b>Team Turx (TUR)</b>	<b>7</b>	<b>47</b>	<b>8</b>	5.88	10.65
<b>GAC Pindar (GBR)</b>	<b>8</b>	<b>38</b>	<b>8</b>	4.75	10.57

### Race Start Analysis - Sorted by Ø Rank at First Mark



### Ø Distance Sailed per Race (meters) and Races Completed



Insights from

