

Extreme Sailing Series 2015 - Act Report

Act 7, Istanbul

	Rank	Total Points	Races Completed	Ø Points per Race completed	Ø Speed Over Ground (knots)	Total Distance Sailed (km)
The Wave, Muscat (OMA)	1	273	30	9.10	12.39	144.6
Oman Air (OMA)	2	239	31	7.71	12.83	153.1
SAP Extreme Sailing Team (DEN)	3	230	29	7.93	12.69	141.9
Lino Sonego Team Italia (ITA)	4	201	31	6.48	12.83	156.3
GAC Pindar (GBR)	5	188	31	6.06	12.59	153.2
Red Bull Sailing Team (AUT)	6	183	24	7.63	12.72	124.7
Team Turx (TUR)	7	167	31	5.39	12.69	156.1
Gazprom Team Russia (RUS)	8	156	31	5.03	12.23	152.8

Best Starters



The Wave, Muscat

Ø Rank at First Mark

3.00

Other Teams:

4.52



Gazprom Team Russia

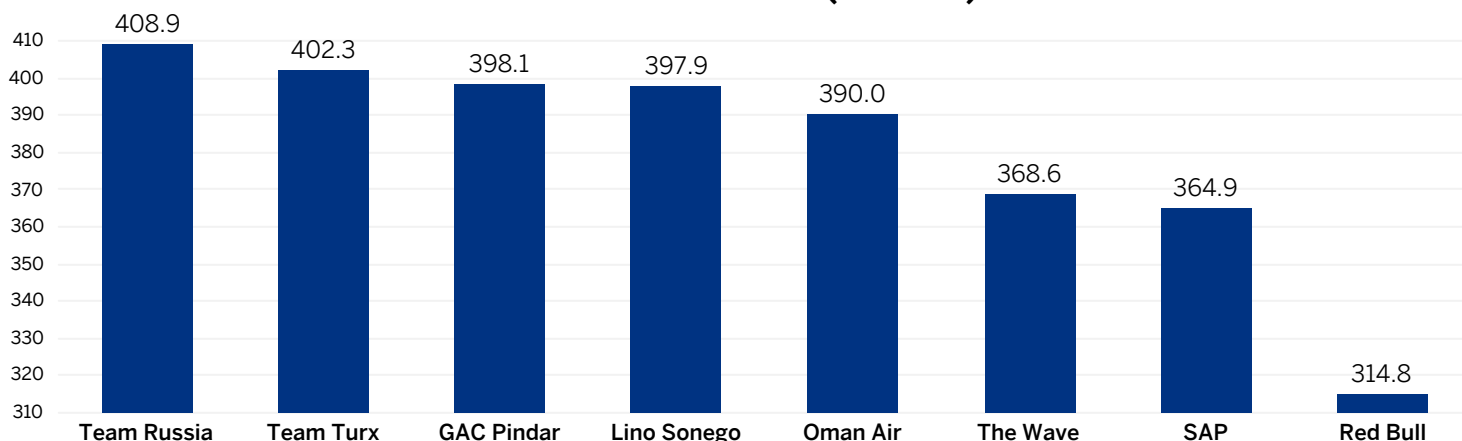
Ø Speed on Start Signal (kn)

11.81 knots


Other Teams:

10.70 knots

Total Time Sailed (minutes)



Insights from



Extreme Sailing Series 2015 - Act Report

Act 7, Istanbul

Average Speed over Ground

DOWNWIND



16.11 knots

GAC Pindar

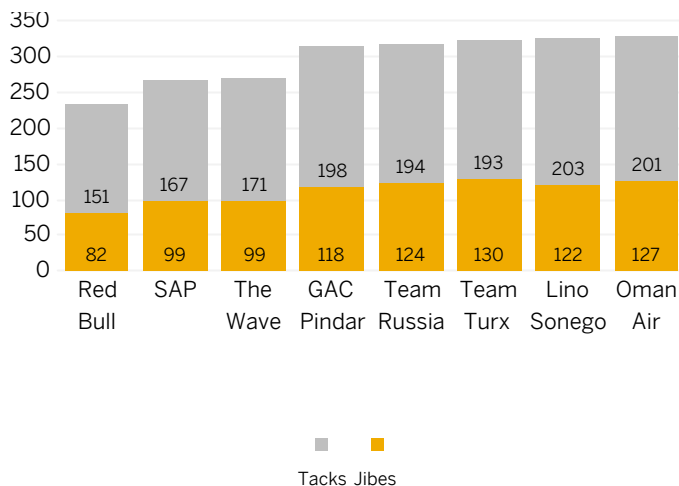
UPWIND



11.68 knots

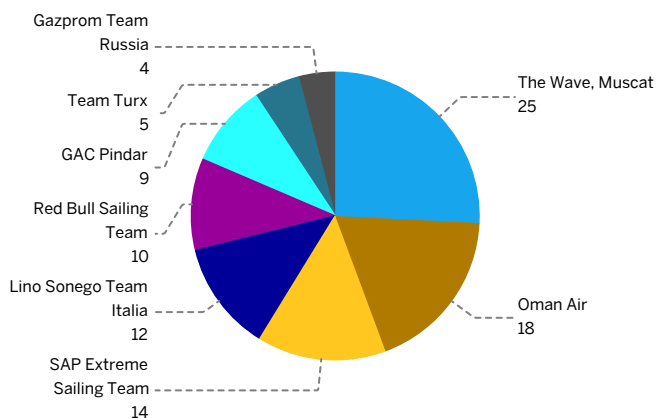
Lino Sonego Team Italia

Number of Maneuvers



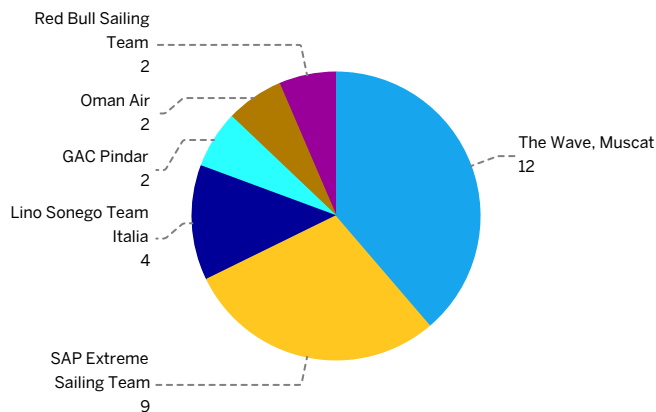
Number of Podium Finishes

How often has a team finished a race on rank 1-3?

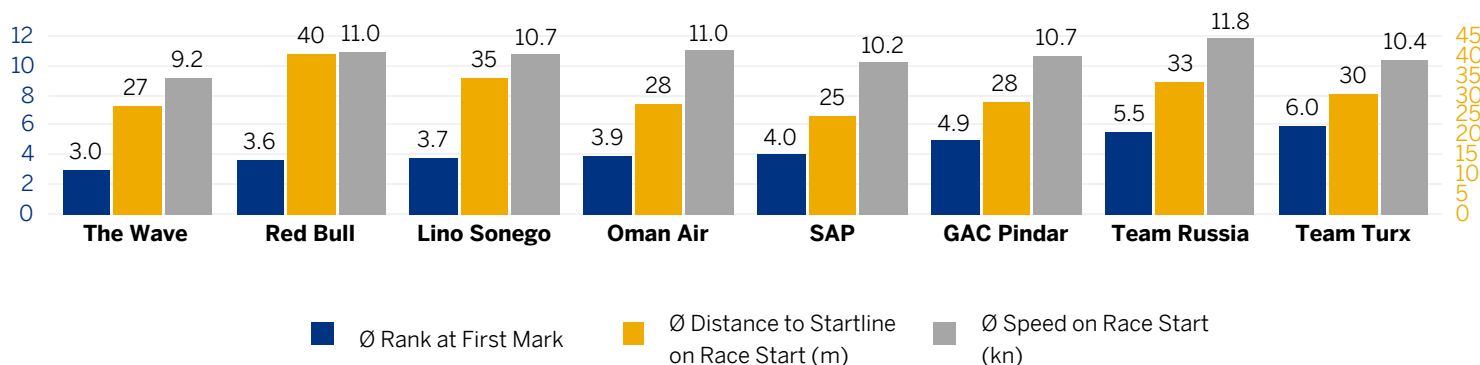


Number of Wins

How often has a team won a race?



Race Start Analysis - Sorted by Ø Rank at First Mark



Insights from



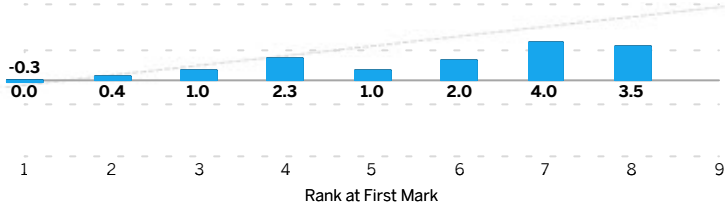
Extreme Sailing Series 2015 - Act Report

Act 7, Istanbul

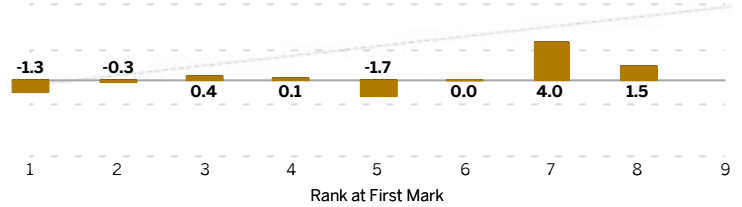
Ø Ranks Gained Between First Mark & Race Finish - Broken Down by Position at First Mark

How well do the teams hold their position at the first mark - do they gain or lose ranks? The gray line indicates an ideal performance as a benchmark (e.g. started 1st and lost 0 ranks or started 12th and gained 11 ranks to win a race)

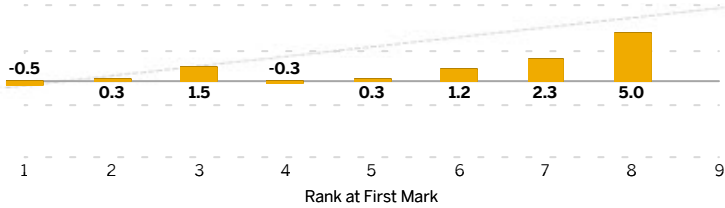
The Wave, Muscat



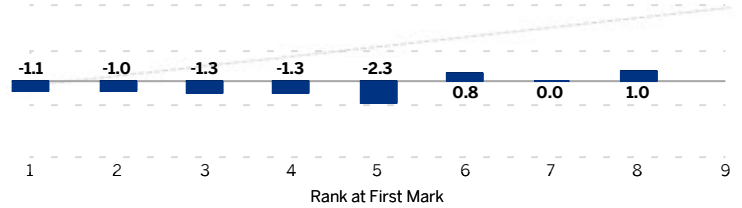
Oman Air



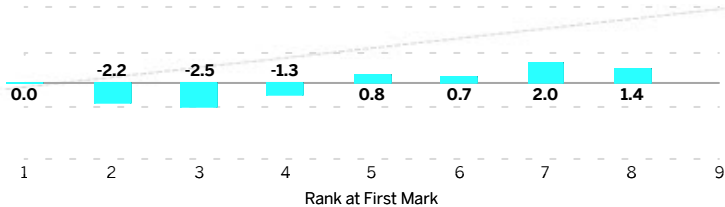
SAP Extreme Sailing Team



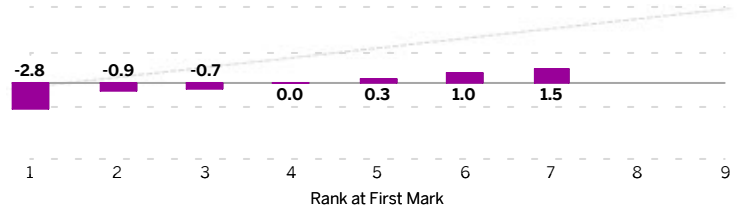
Lino Sonego Team Italia



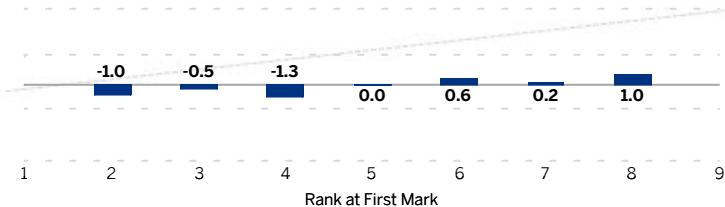
GAC Pindar



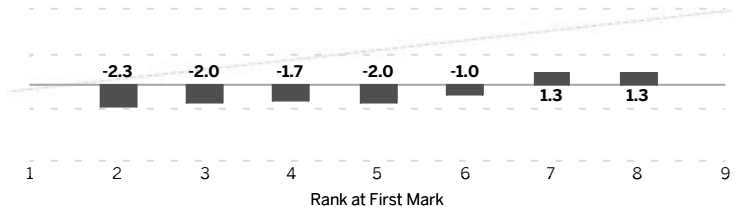
Red Bull Sailing Team



Team Turx



Gazprom Team Russia



Insights from



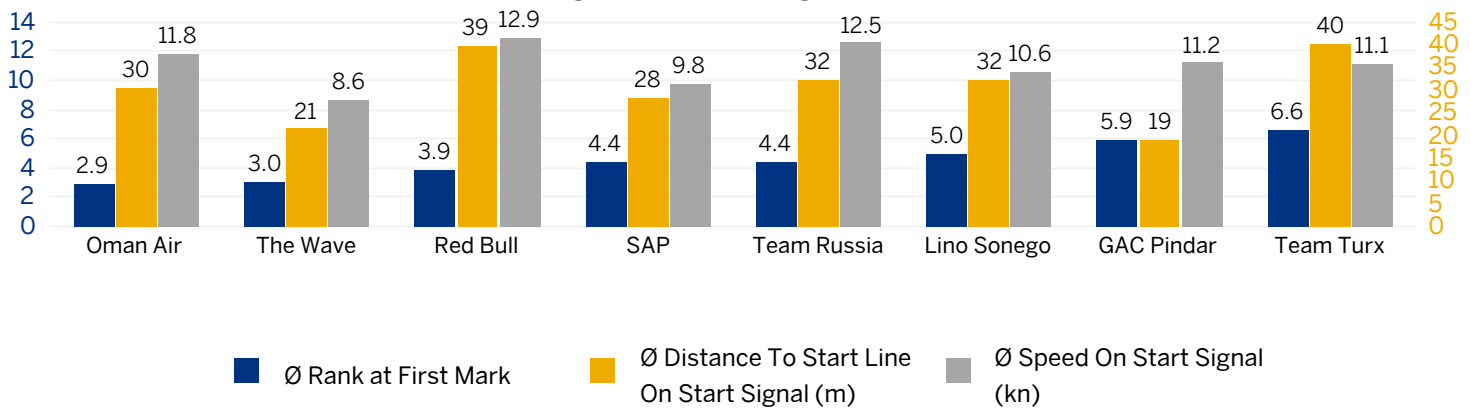
Extreme Sailing Series 2015 - Act Report

Act 7, Istanbul

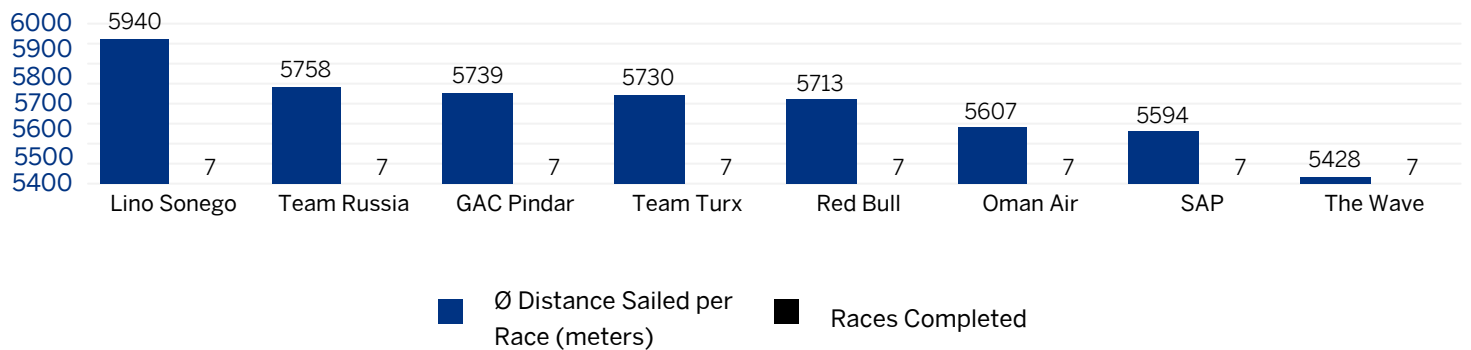
Race Day 1

	Rank	Total Points	Races Completed	Ø Points per Race started	Ø Speed over Ground (kn)
The Wave, Muscat (OMA)	1	65	7	9.29	12.63
SAP Extreme Sailing Team (DEN)	2	56	7	8.00	12.68
Red Bull Sailing Team (AUT)	3	53	7	7.57	12.93
Oman Air (OMA)	4	53	7	7.57	12.64
GAC Pindar (GBR)	5	39	7	5.57	12.56
Lino Sonego Team Italia (ITA)	6	34	7	4.86	12.94
Team Turx (TUR)	7	34	7	4.86	12.65
Gazprom Team Russia (RUS)	8	30	7	4.29	12.26

Race Start Analysis - Sorted by Ø Rank at First Mark



Ø Distance Sailed per Race (meters) and Races Completed



Insights from



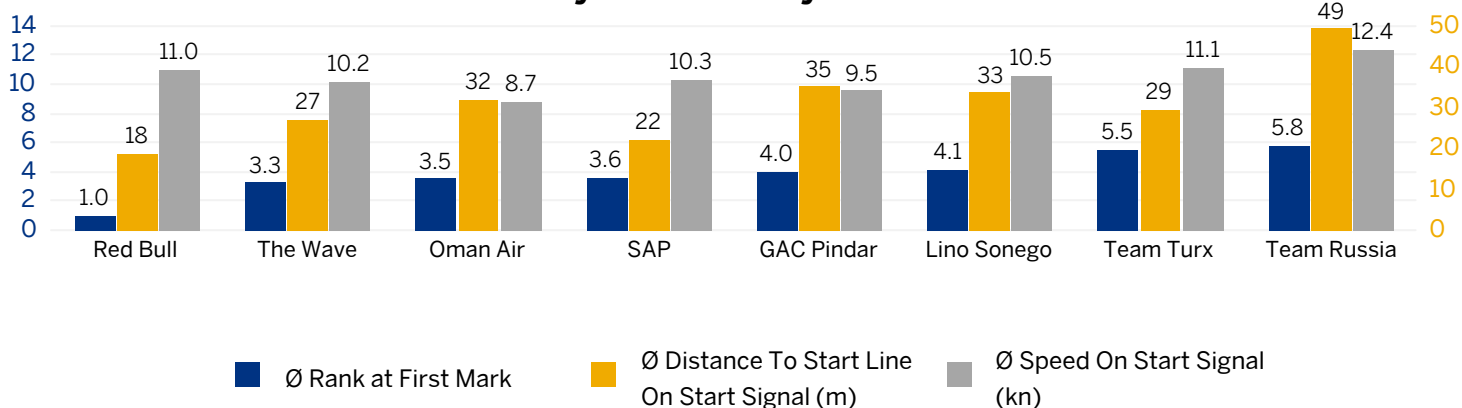
Extreme Sailing Series 2015 - Act Report

Act 7, Istanbul

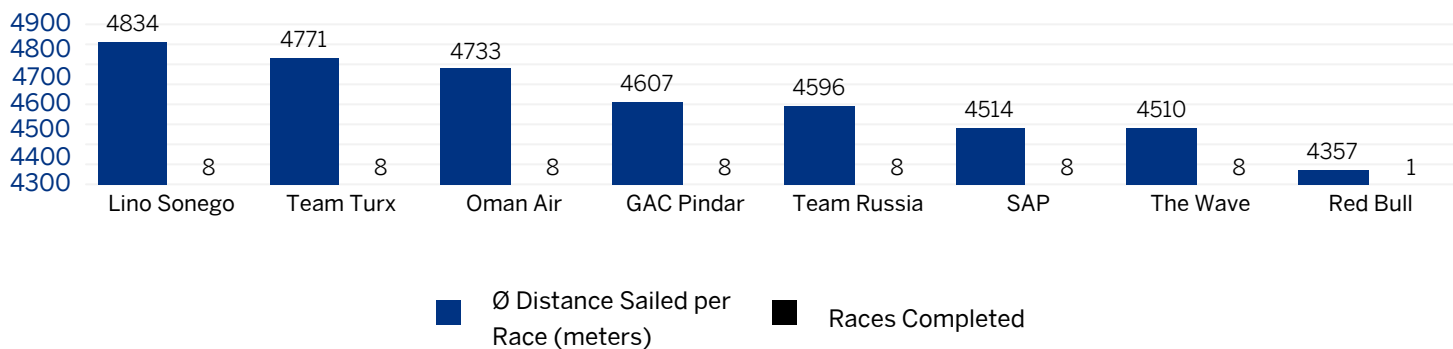
Race Day 2

	Rank	Total Points	Races Completed	Ø Points per Race started	Ø Speed over Ground (kn)
The Wave, Muscat (OMA)	1	67	8	8.38	12.54
SAP Extreme Sailing Team (DEN)	2	61	8	7.63	12.38
GAC Pindar (GBR)	3	58	8	7.25	12.58
Oman Air (OMA)	4	54	8	6.75	12.75
Lino Sonogo Team Italia (ITA)	5	51	8	6.38	12.87
Gazprom Team Russia (RUS)	6	51	8	6.38	12.19
Team Turx (TUR)	7	46	8	5.75	12.68
Red Bull Sailing Team (AUT)	8	10	1	1.25	10.70

Race Start Analysis - Sorted by Ø Rank at First Mark



Ø Distance Sailed per Race (meters) and Races Completed



Insights from



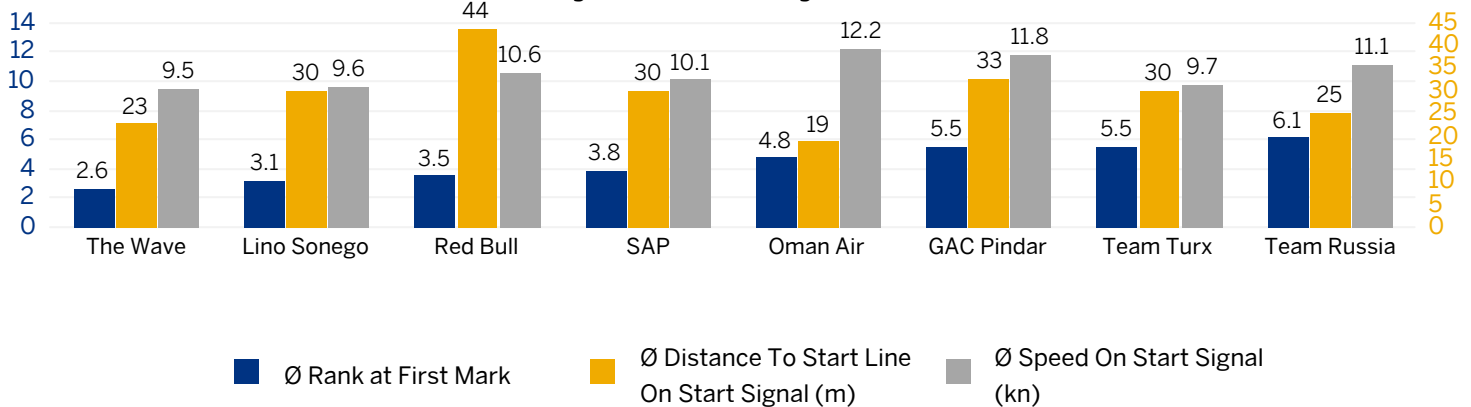
Extreme Sailing Series 2015 - Act Report

Act 7, Istanbul

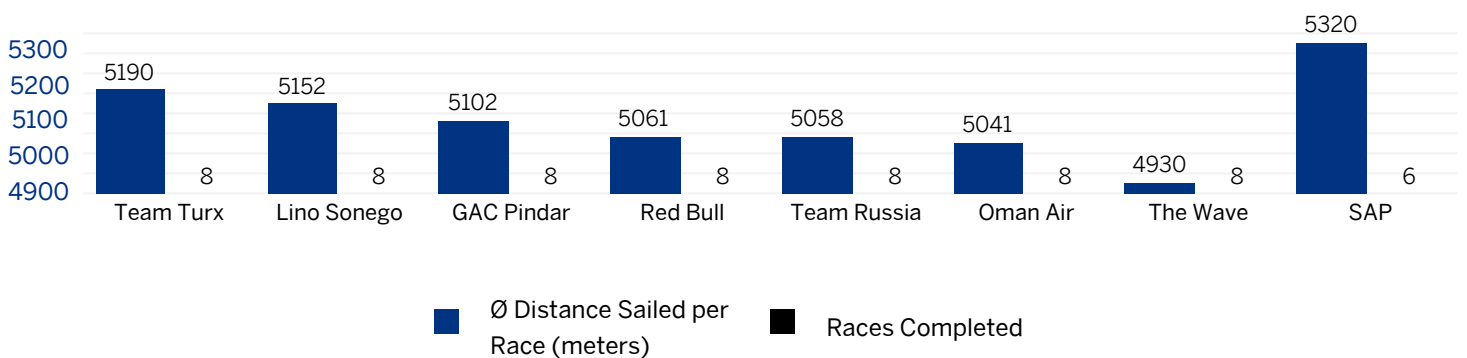
Race Day 3

	Rank	Total Points	Races Completed	Ø Points per Race started	Ø Speed over Ground (kn)
The Wave, Muscat (OMA)	1	71	8	8.88	12.98
Oman Air (OMA)	2	61	8	7.63	12.94
Red Bull Sailing Team (AUT)	3	57	8	7.13	12.96
Lino Sonogo Team Italia (ITA)	4	53	8	6.63	12.86
GAC Pindar (GBR)	5	49	8	6.13	12.93
SAP Extreme Sailing Team (DEN)	6	42	6	5.25	13.09
Team Turx (TUR)	7	40	8	5.00	12.77
Gazprom Team Russia (RUS)	8	37	8	4.63	12.40

Race Start Analysis - Sorted by Ø Rank at First Mark



Ø Distance Sailed per Race (meters) and Races Completed



Insights from



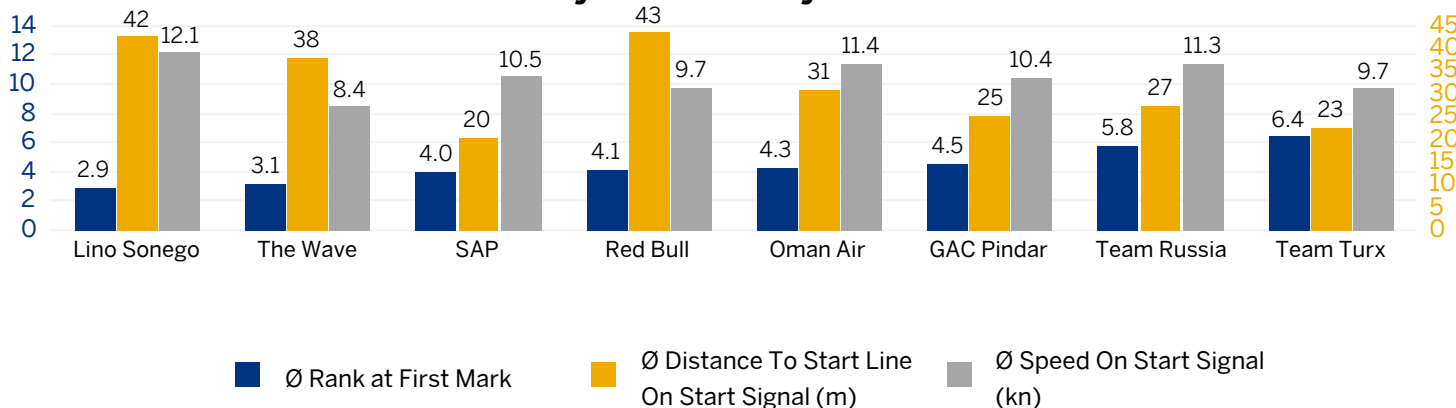
Extreme Sailing Series 2015 - Act Report

Act 7, Istanbul

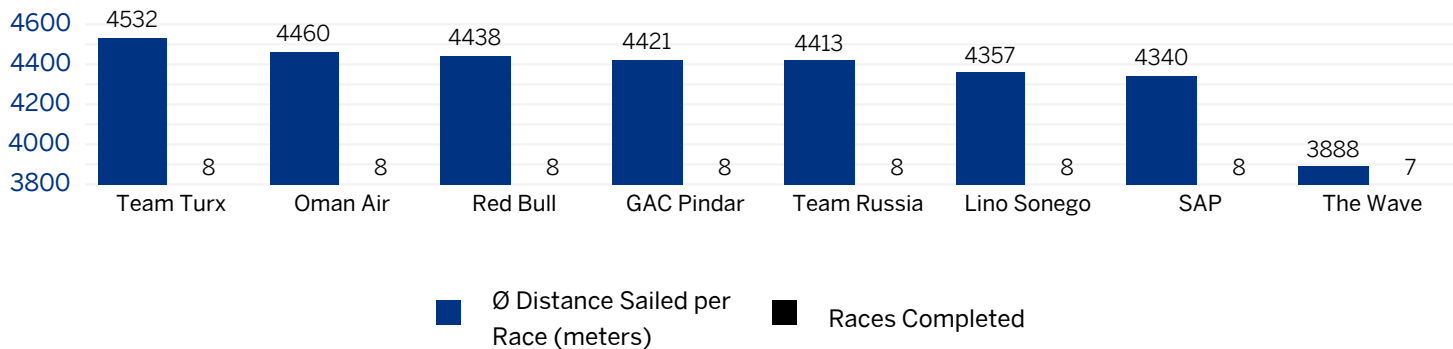
Race Day 4

	Rank	Total Points	Races Completed	Ø Points per Race started	Ø Speed over Ground (kn)
Oman Air (OMA)	1	71	8	8.88	12.96
SAP Extreme Sailing Team (DEN)	2	71	8	8.88	12.70
The Wave, Muscat (OMA)	3	70	7	8.75	11.43
Red Bull Sailing Team (AUT)	4	63	8	7.88	12.81
Lino Sonogo Team Italia (ITA)	5	63	8	7.88	12.64
Team Turx (TUR)	6	47	8	5.88	12.67
GAC Pindar (GBR)	7	42	8	5.25	12.29
Gazprom Team Russia (RUS)	8	38	8	4.75	12.09

Race Start Analysis - Sorted by Ø Rank at First Mark



Ø Distance Sailed per Race (meters) and Races Completed



Insights from

