

# Extreme Sailing Series 2015 - Act Report

## Act 7, Istanbul

	Rank	Total Points	Races Completed	Ø Points per Race completed	Ø Speed Over Ground (knots)	Total Distance Sailed (km)
<b>The Wave, Muscat (OMA)</b>	1	<b>203</b>	<b>23</b>	8.83	12.72	113.5
<b>Oman Air (OMA)</b>	2	<b>168</b>	<b>23</b>	7.30	12.78	117.4
<b>SAP Extreme Sailing Team (DEN)</b>	3	<b>159</b>	<b>21</b>	7.57	12.68	107.2
<b>GAC Pindar (GBR)</b>	4	<b>145</b>	<b>23</b>	6.30	12.70	117.8
<b>Lino Sonogo Team Italia (ITA)</b>	5	<b>137</b>	<b>23</b>	5.96	12.89	121.5
<b>Gazprom Team Russia (RUS)</b>	6	<b>121</b>	<b>23</b>	5.26	12.28	117.5
<b>Red Bull Sailing Team (AUT)</b>	7	<b>120</b>	<b>16</b>	7.50	12.68	89.2
<b>Team Turx (TUR)</b>	8	<b>119</b>	<b>23</b>	5.17	12.70	119.8

### Best Starters



The Wave, Muscat

Ø Rank at First Mark

**2.96**

Other Teams:

**4.50**



Gazprom Team Russia

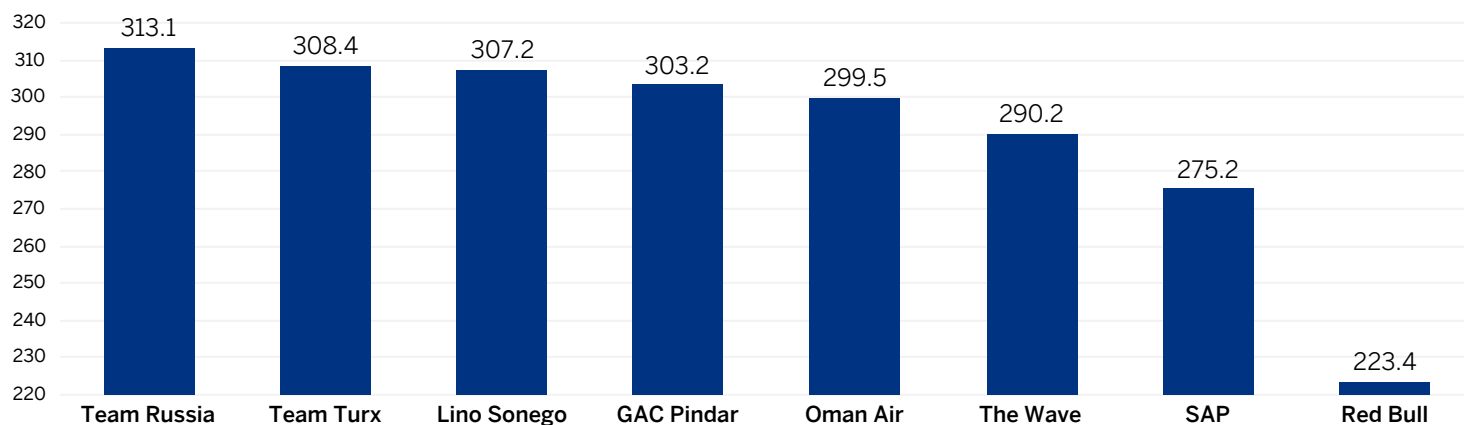
Ø Speed on Start Signal (kn)

**11.97 knots**


Other Teams:

**10.80 knots**

### Total Time Sailed (minutes)



Insights from



# Extreme Sailing Series 2015 - Act Report

## Act 7, Istanbul

### Average Speed over Ground

#### DOWNWIND



**16.31 knots**

GAC Pindar

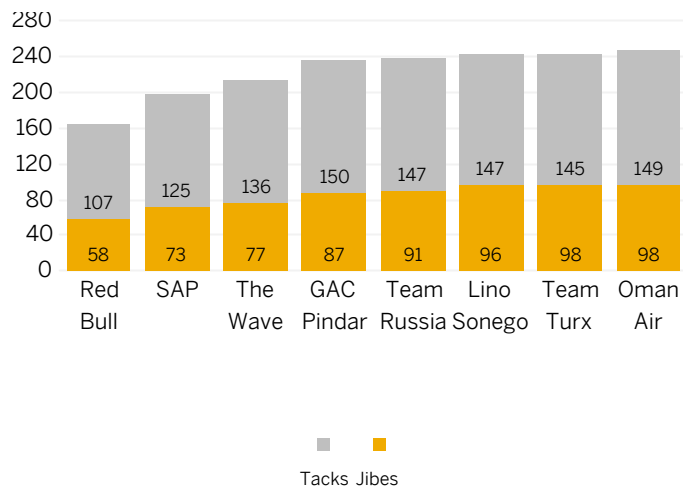
#### UPWIND



**11.75 knots**

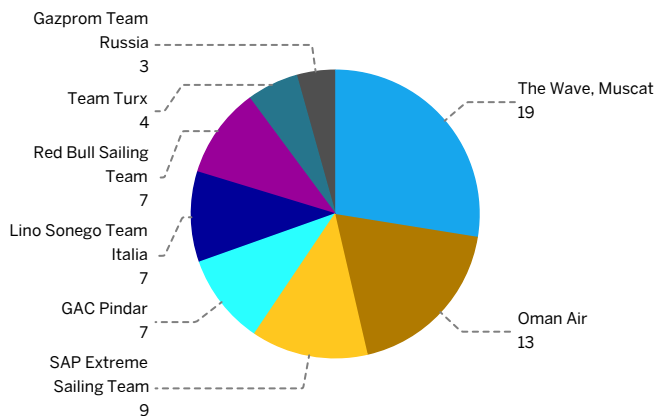
Lino Sonego Team Italia

### Number of Maneuvers



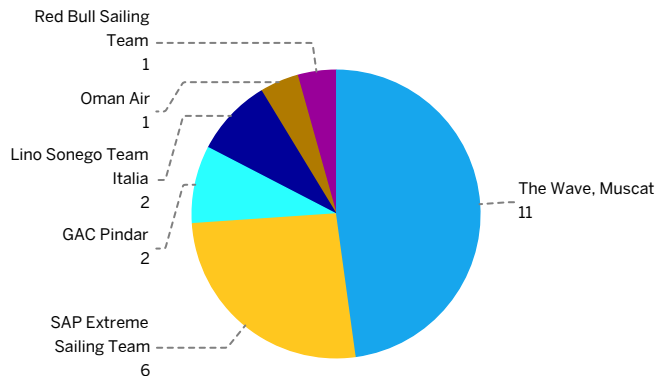
### Number of Podium Finishes

How often has a team finished a race on rank 1-3?

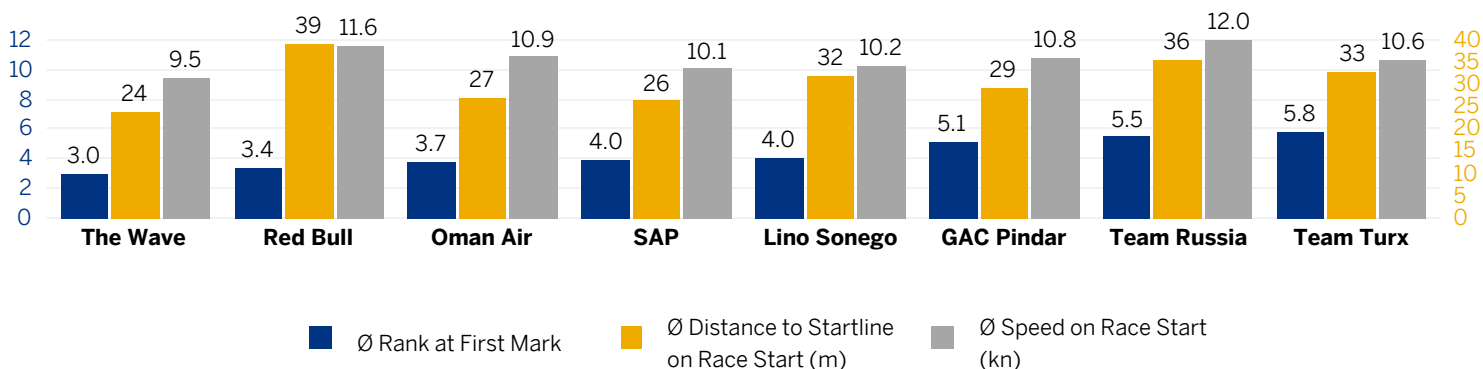


### Number of Wins

How often has a team won a race?



### Race Start Analysis - Sorted by Ø Rank at First Mark



Insights from



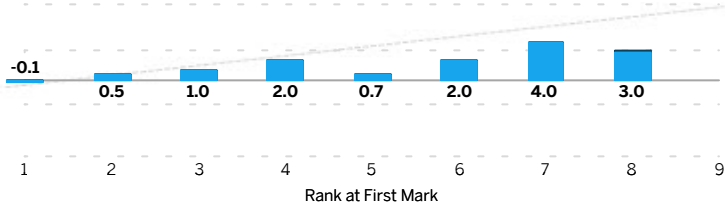
# Extreme Sailing Series 2015 - Act Report

## Act 7, Istanbul

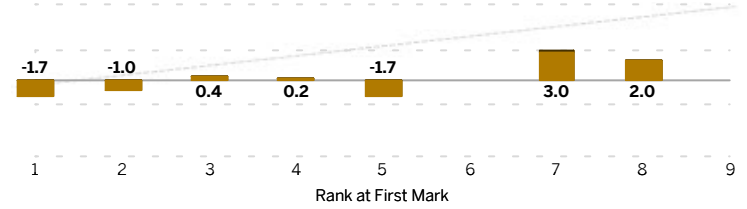
### Ø Ranks Gained Between First Mark & Race Finish - Broken Down by Position at First Mark

How well do the teams hold their position at the first mark - do they gain or lose ranks? The gray line indicates an ideal performance as a benchmark (e.g. started 1st and lost 0 ranks or started 12th and gained 11 ranks to win a race)

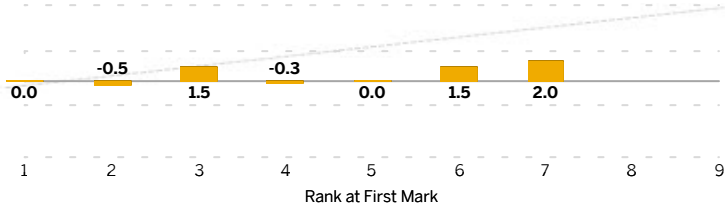
**The Wave, Muscat**



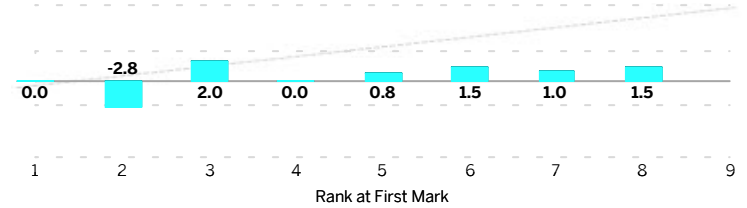
**Oman Air**



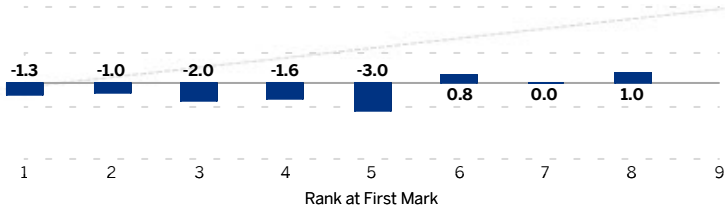
**SAP Extreme Sailing Team**



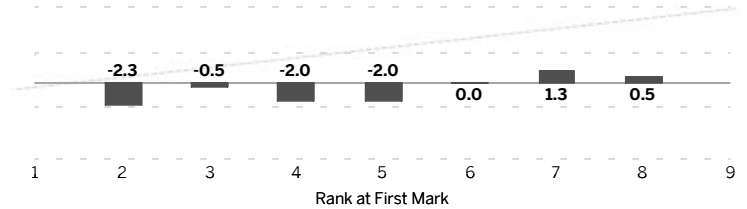
**GAC Pindar**



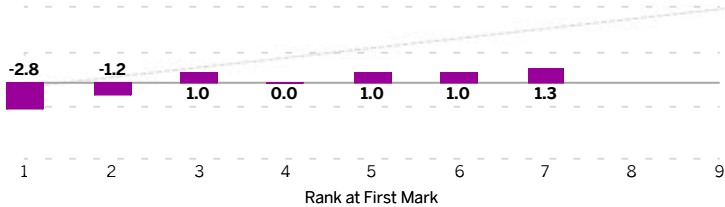
**Lino Sonago Team Italia**



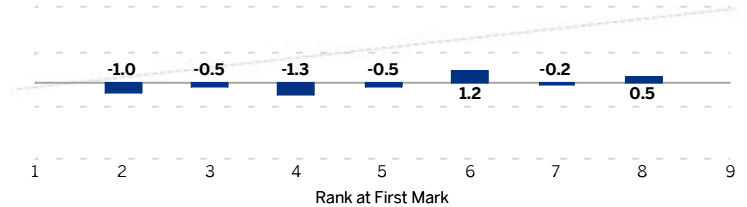
**Gazprom Team Russia**



**Red Bull Sailing Team**



**Team Turx**



Insights from



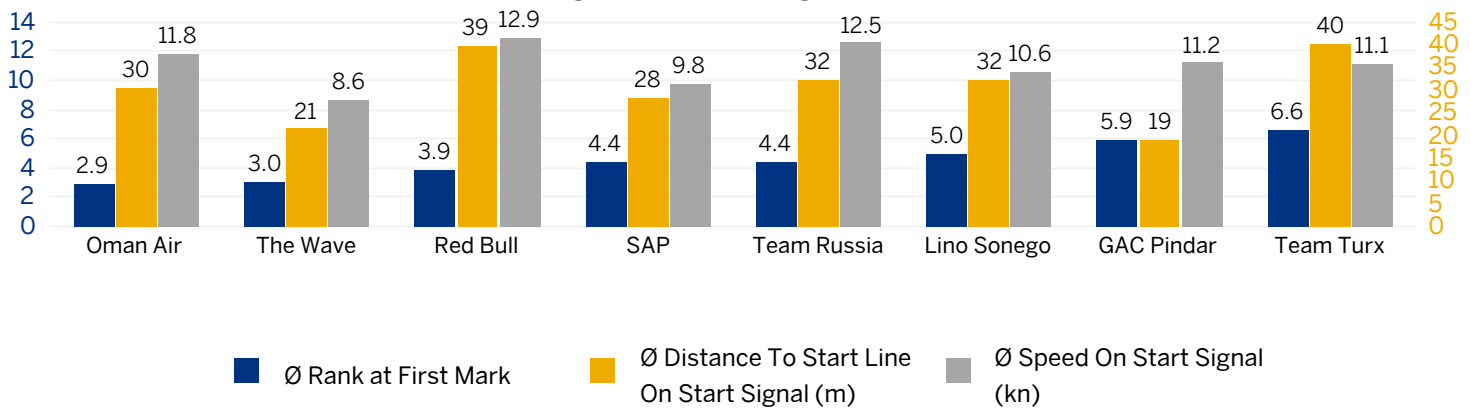
# Extreme Sailing Series 2015 - Act Report

## Act 7, Istanbul

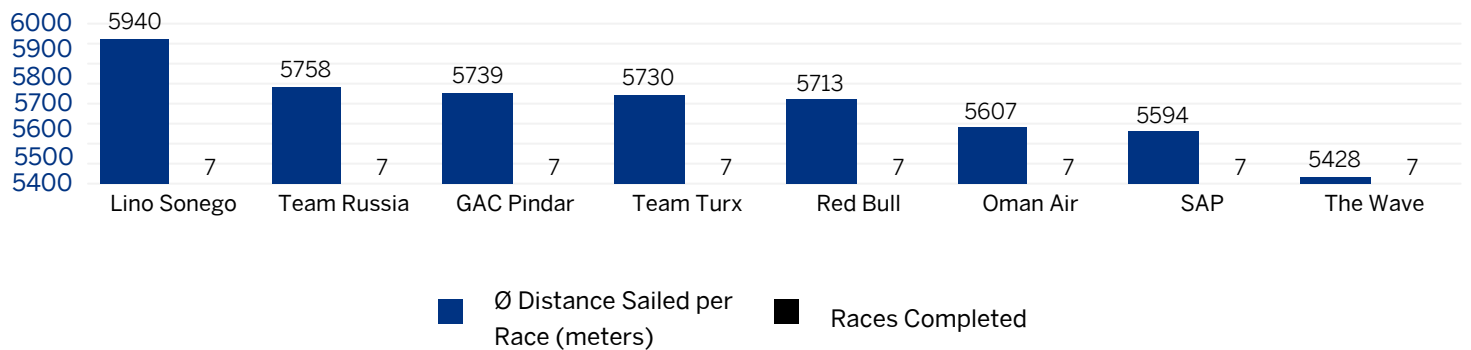
### Race Day 1

	Rank	Total Points	Races Completed	Ø Points per Race started	Ø Speed over Ground (kn)
<b>The Wave, Muscat (OMA)</b>	<b>1</b>	<b>65</b>	<b>7</b>	9.29	12.63
<b>SAP Extreme Sailing Team (DEN)</b>	<b>2</b>	<b>56</b>	<b>7</b>	8.00	12.68
<b>Red Bull Sailing Team (AUT)</b>	<b>3</b>	<b>53</b>	<b>7</b>	7.57	12.93
<b>Oman Air (OMA)</b>	<b>4</b>	<b>53</b>	<b>7</b>	7.57	12.64
<b>GAC Pindar (GBR)</b>	<b>5</b>	<b>39</b>	<b>7</b>	5.57	12.56
<b>Lino Sonego Team Italia (ITA)</b>	<b>6</b>	<b>34</b>	<b>7</b>	4.86	12.94
<b>Team Turx (TUR)</b>	<b>7</b>	<b>34</b>	<b>7</b>	4.86	12.65
<b>Gazprom Team Russia (RUS)</b>	<b>8</b>	<b>30</b>	<b>7</b>	4.29	12.26

### Race Start Analysis - Sorted by Ø Rank at First Mark



### Ø Distance Sailed per Race (meters) and Races Completed



Insights from



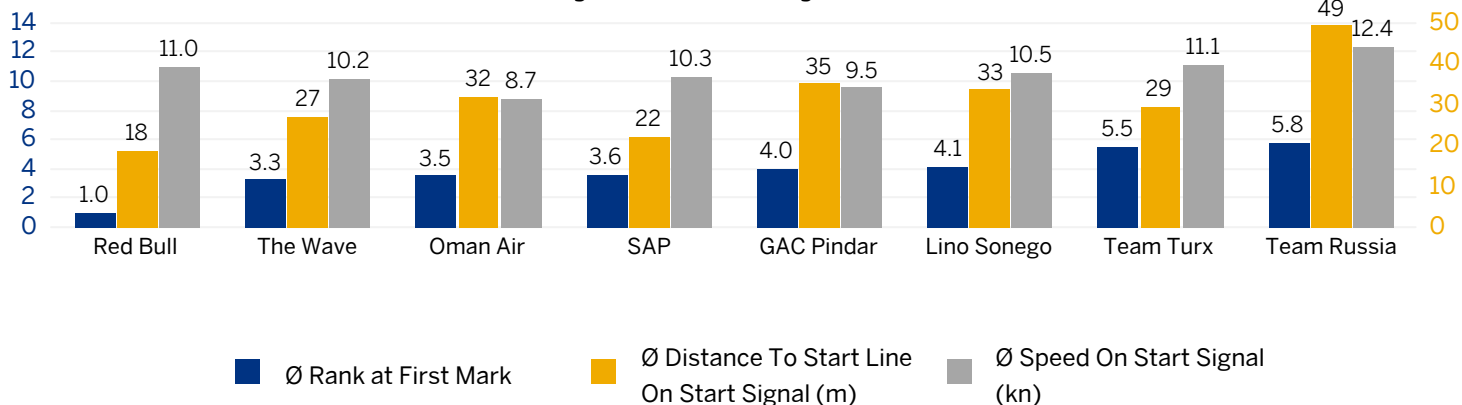
# Extreme Sailing Series 2015 - Act Report

## Act 7, Istanbul

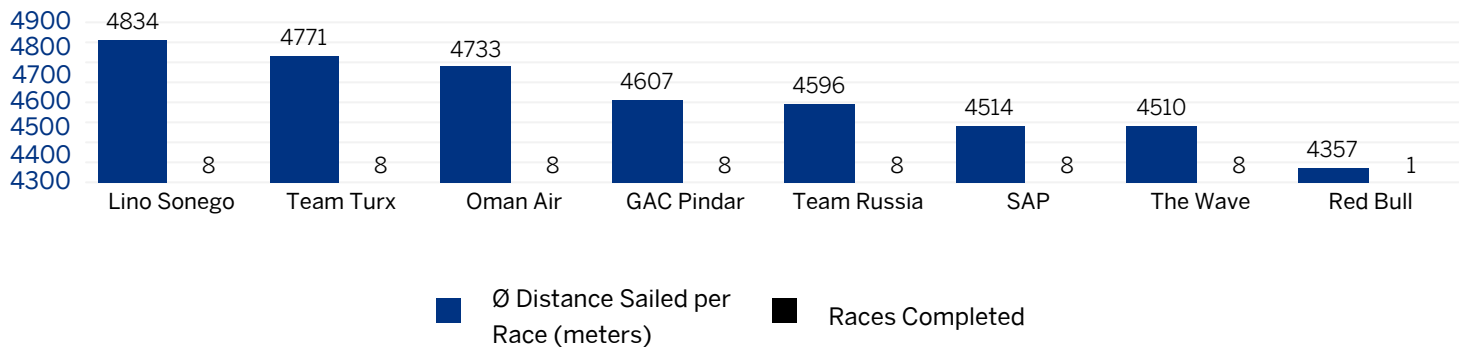
### Race Day 2

	Rank	Total Points	Races Completed	Ø Points per Race started	Ø Speed over Ground (kn)
<b>The Wave, Muscat (OMA)</b>	<b>1</b>	<b>67</b>	<b>8</b>	8.38	12.54
<b>SAP Extreme Sailing Team (DEN)</b>	<b>2</b>	<b>61</b>	<b>8</b>	7.63	12.38
<b>GAC Pindar (GBR)</b>	<b>3</b>	<b>58</b>	<b>8</b>	7.25	12.58
<b>Oman Air (OMA)</b>	<b>4</b>	<b>54</b>	<b>8</b>	6.75	12.75
<b>Lino Sonogo Team Italia (ITA)</b>	<b>5</b>	<b>51</b>	<b>8</b>	6.38	12.87
<b>Gazprom Team Russia (RUS)</b>	<b>6</b>	<b>51</b>	<b>8</b>	6.38	12.19
<b>Team Turx (TUR)</b>	<b>7</b>	<b>46</b>	<b>8</b>	5.75	12.68
<b>Red Bull Sailing Team (AUT)</b>	<b>8</b>	<b>10</b>	<b>1</b>	1.25	10.70

**Race Start Analysis - Sorted by Ø Rank at First Mark**



**Ø Distance Sailed per Race (meters) and Races Completed**



Insights from



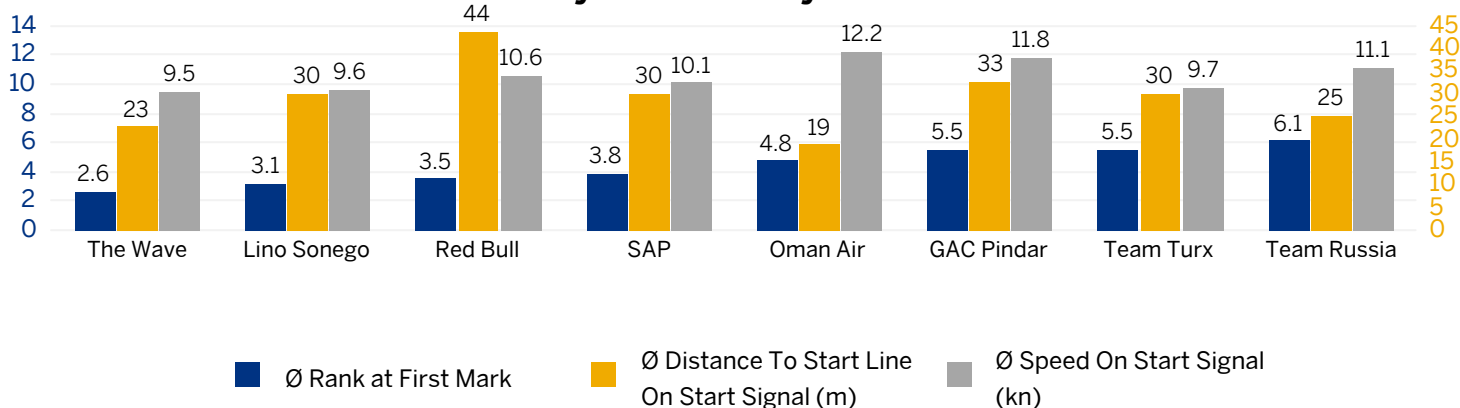
# Extreme Sailing Series 2015 - Act Report

## Act 7, Istanbul

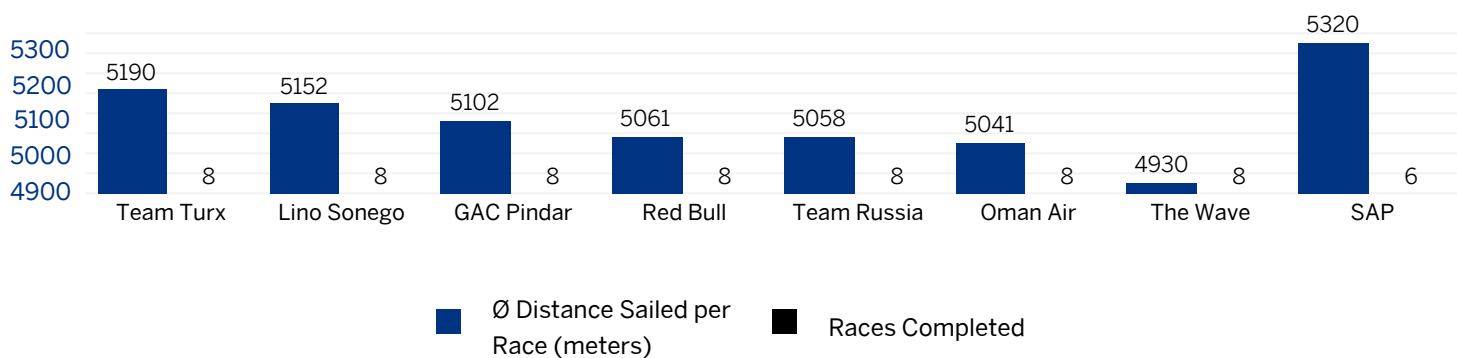
### Race Day 3

	Rank	Total Points	Races Completed	Ø Points per Race started	Ø Speed over Ground (kn)
<b>The Wave, Muscat (OMA)</b>	<b>1</b>	<b>71</b>	<b>8</b>	8.88	12.98
<b>Oman Air (OMA)</b>	<b>2</b>	<b>61</b>	<b>8</b>	7.63	12.94
<b>Red Bull Sailing Team (AUT)</b>	<b>3</b>	<b>57</b>	<b>8</b>	7.13	12.96
<b>Lino Sonogo Team Italia (ITA)</b>	<b>4</b>	<b>52</b>	<b>8</b>	6.50	12.86
<b>GAC Pindar (GBR)</b>	<b>5</b>	<b>48</b>	<b>8</b>	6.00	12.93
<b>SAP Extreme Sailing Team (DEN)</b>	<b>6</b>	<b>42</b>	<b>6</b>	5.25	13.09
<b>Gazprom Team Russia (RUS)</b>	<b>7</b>	<b>40</b>	<b>8</b>	5.00	12.40
<b>Team Turx (TUR)</b>	<b>8</b>	<b>39</b>	<b>8</b>	4.88	12.77

**Race Start Analysis - Sorted by Ø Rank at First Mark**



**Ø Distance Sailed per Race (meters) and Races Completed**



Insights from

