

Extreme Sailing Series 2015 - Act Report

Act 2, Muscat

	Rank	Total Points	Races Completed	Ø Points per Race completed	Ø Speed Over Ground (knots)	Total Distance Sailed (km)
SAP Extreme Sailing Team (DEN)	1	113	14	8.07	13.07	68.2
The Wave, Muscat (OMA)	2	106	14	7.57	12.84	67.9
Oman Air (OMA)	3	103	14	7.36	13.04	70.0
Red Bull Sailing Team (AUT)	4	96	14	6.86	12.96	69.6
GAC Pindar (GBR)	5	84	14	6.00	12.78	69.8
Lino Sonego Team Italia (ITA)	6	82	14	5.86	12.93	71.2
Team Turx powered by Kaya Ropes (TUR)	7	79	13	6.08	12.85	71.1
Gazprom Team Russia (RUS)	8	53	10	5.30	13.02	53.2

* Redress of 4 points for Race 12 given to Team Turx powered by Kaya Ropes

Best Starters



The Wave, Muscat

Ø Rank at First Mark

3.36

Other Teams:

4.56



Red Bull Sailing Team

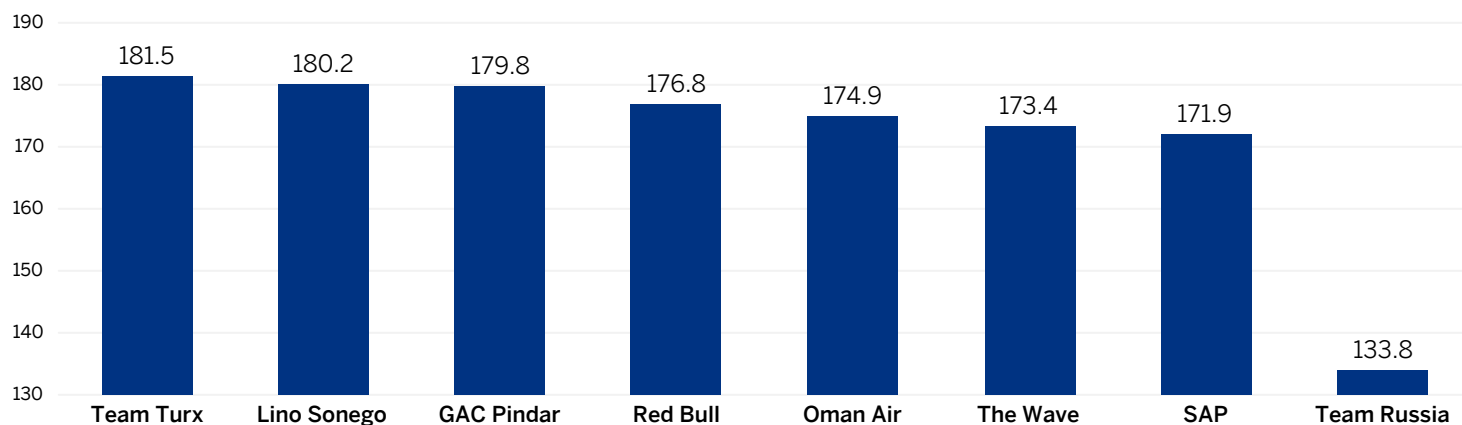
Ø Speed on Start Signal (kn)

10.91 knots


Other Teams:

9.62 knots

Total Time Sailed (minutes)



Insights from



Extreme Sailing Series 2015 - Act Report

Act 2, Muscat

Average Speed over Ground

DOWNWIND



15.69 knots

SAP Extreme Sailing Team

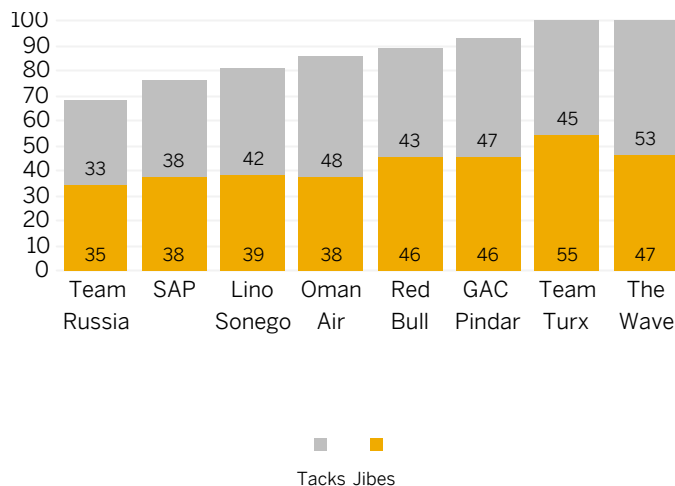
UPWIND



11.69 knots

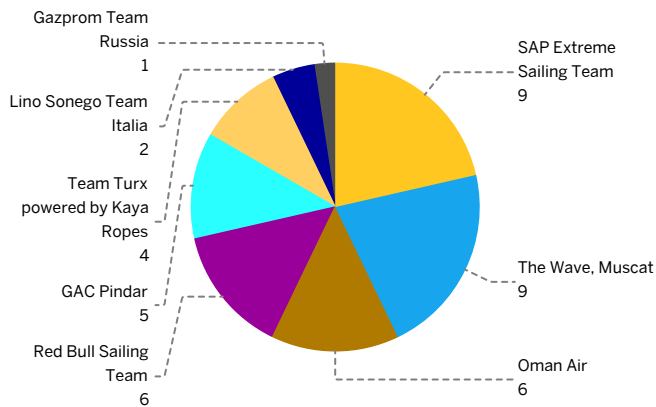
Team Turx powered by Kaya Ropes

Number of Maneuvers



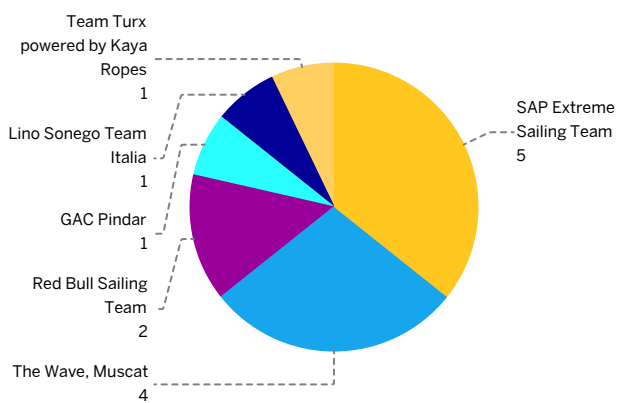
Number of Podium Finishes

How often has a team finished a race on rank 1-3?

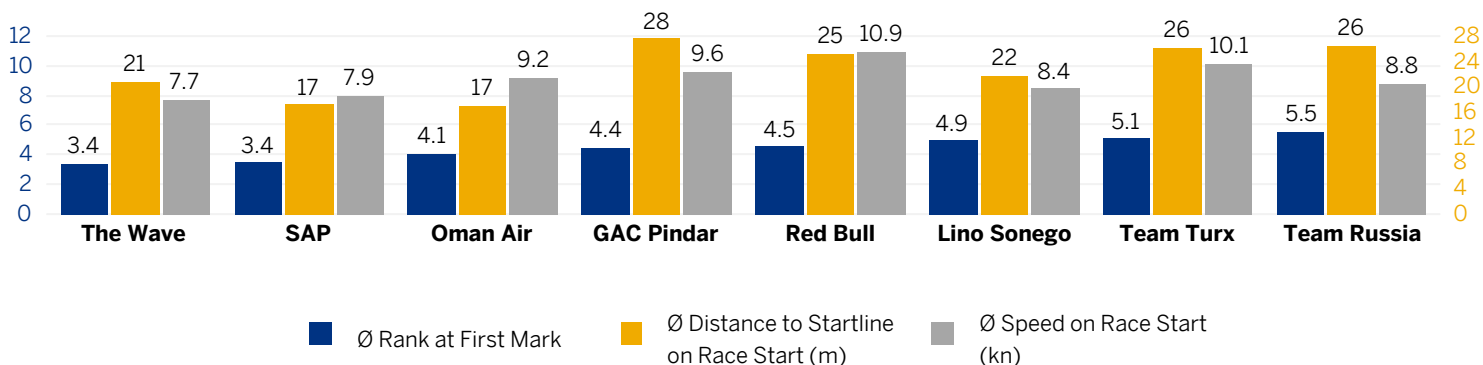


Number of Wins

How often has a team won a race?



Race Start Analysis - Sorted by Ø Rank at First Mark



Insights from



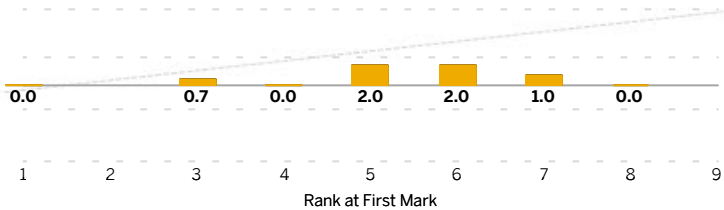
Extreme Sailing Series 2015 - Act Report

Act 2, Muscat

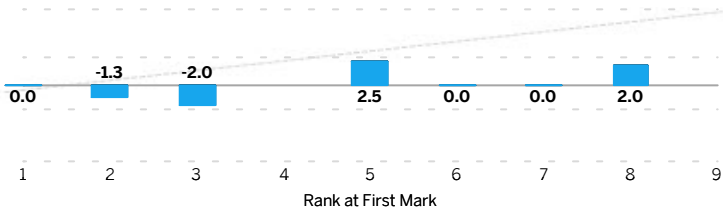
Ø Ranks Gained Between First Mark & Race Finish - Broken Down by Position at First Mark

How well do the teams hold their position at the first mark - do they gain or lose ranks? The gray line indicates an ideal performance as a benchmark (e.g. started 1st and lost 0 ranks or started 12th and gained 11 ranks to win a race)

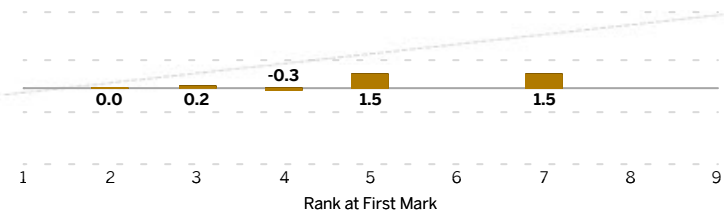
SAP Extreme Sailing Team



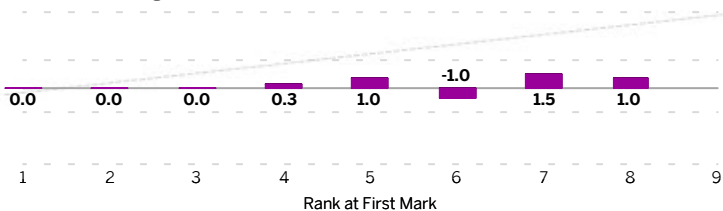
The Wave, Muscat



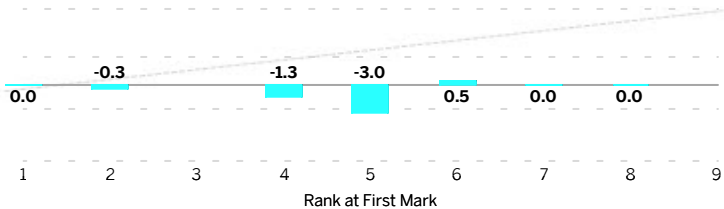
Oman Air



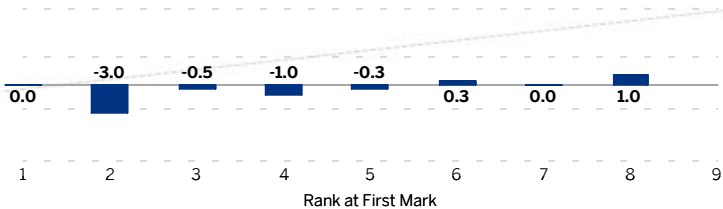
Red Bull Sailing Team



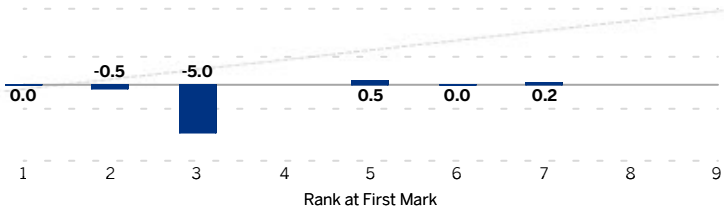
GAC Pindar



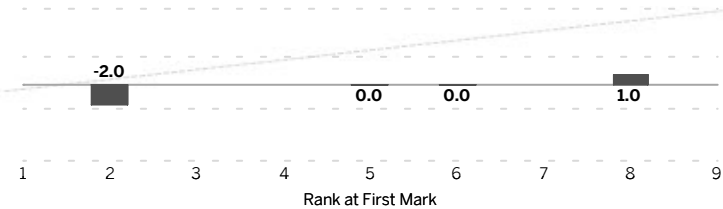
Lino Sonego Team Italia



Team Turx powered by Kaya Ropes



Gazprom Team Russia



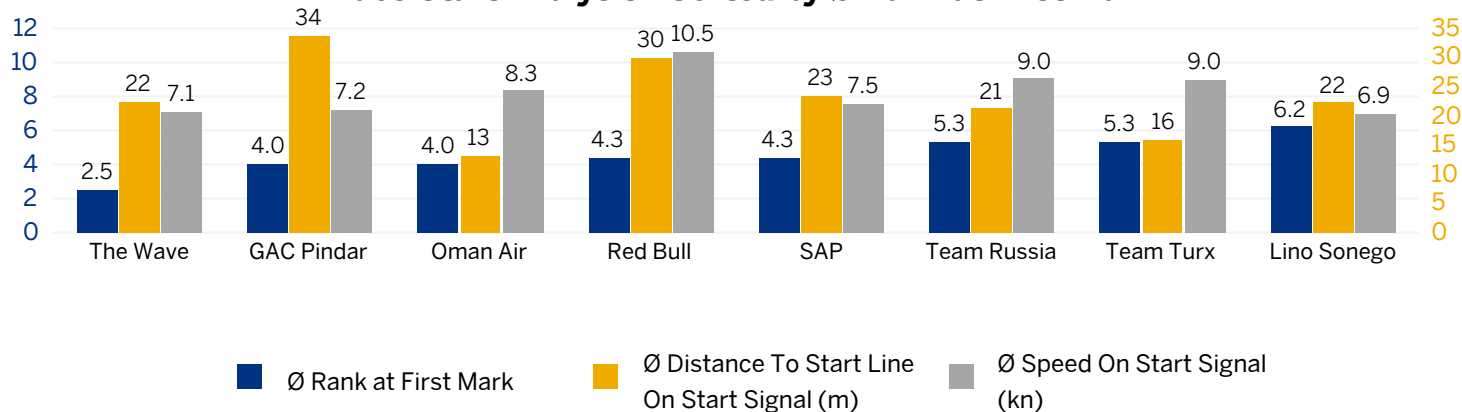
Extreme Sailing Series 2015 - Act Report

Act 2, Muscat

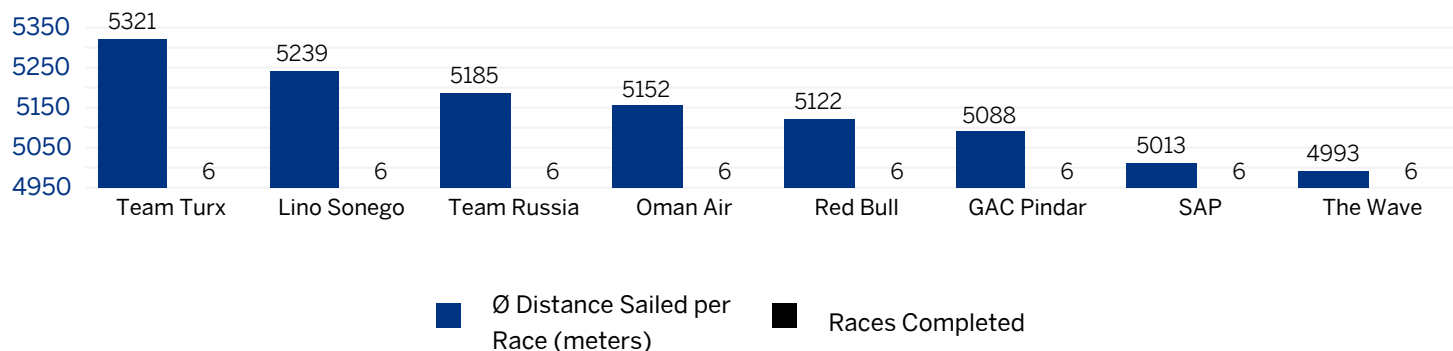
Race Day 1

	Rank	Total Points	Races Completed	Ø Points per Race started	Ø Speed over Ground (kn)
The Wave, Muscat (OMA)	1	50	6	8.33	13.37
SAP Extreme Sailing Team (DEN)	2	46	6	7.67	13.25
Oman Air (OMA)	3	44	6	7.33	13.31
Red Bull Sailing Team (AUT)	4	43	6	7.17	13.41
GAC Pindar (GBR)	5	35	6	5.83	13.00
Gazprom Team Russia (RUS)	6	34	6	5.67	13.05
Team Turx powered by Kaya Ropes (TUR)	7	31	6	5.17	13.29
Lino Sonogo Team Italia (ITA)	8	29	6	4.83	13.06

Race Start Analysis - Sorted by Ø Rank at First Mark



Ø Distance Sailed per Race (meters) and Races Completed



Insights from



Extreme Sailing Series 2015 - Act Report

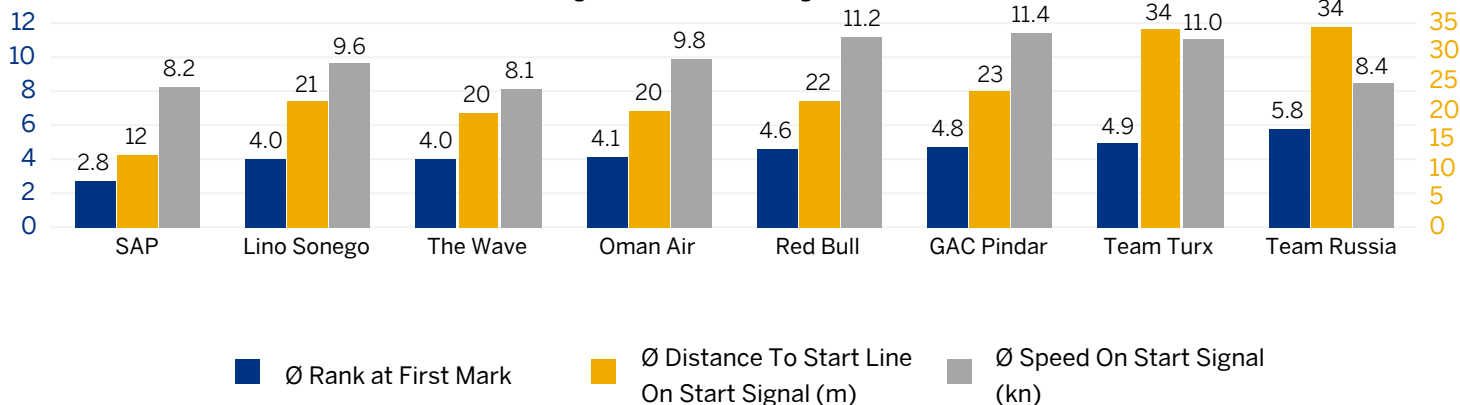
Act 2, Muscat

Race Day 2

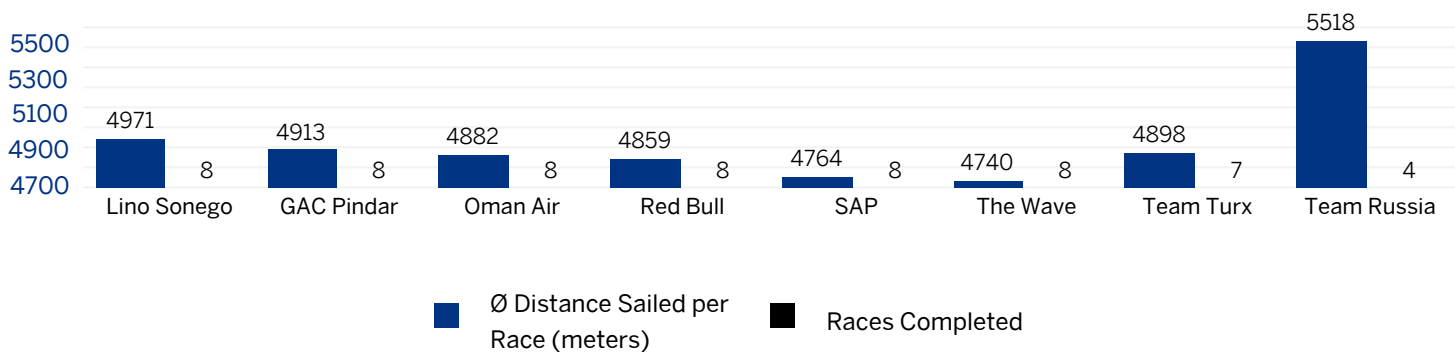
	Rank	Total Points	Races Completed	Ø Points per Race started	Ø Speed over Ground (kn)
SAP Extreme Sailing Team (DEN)	1	67	8	8.38	12.93
Oman Air (OMA)	2	59	8	7.38	12.84
The Wave, Muscat (OMA)	3	56	8	7.00	12.44
Lino Sonogo Team Italia (ITA)	4	53	8	6.63	12.83
Red Bull Sailing Team (AUT)	5	53	8	6.63	12.61
GAC Pindar (GBR)	6	49	8	6.13	12.63
Team Turx powered by Kaya Ropes (TUR)	7	48	7	6.00	12.52
Gazprom Team Russia (RUS)	8	19	4	2.38	12.98

* Redress of 4 points for Race 12 given to Team Turx powered by Kaya Ropes

Race Start Analysis - Sorted by Ø Rank at First Mark



Ø Distance Sailed per Race (meters) and Races Completed



Insights from

