

# Extreme Sailing Series 2015 - Act Report

## Act 4, Cardiff

	Rank	Total Points	Races Completed	Ø Points per Race completed	Ø Speed Over Ground (knots)	Total Distance Sailed (km)
<b>The Wave, Muscat (OMA)</b>	1	<b>90</b>	<b>5</b>	18.00	11.54	19.1
<b>Oman Air (OMA)</b>	2	<b>79</b>	<b>10</b>	7.90	12.71	37.1
<b>SAP Extreme Sailing Team (DEN)</b>	3	<b>77</b>	<b>10</b>	7.70	12.35	36.0
<b>Red Bull Sailing Team (AUT)</b>	4	<b>74</b>	<b>10</b>	7.40	12.58	37.2
<b>GAC Pindar (GBR)</b>	5	<b>73</b>	<b>10</b>	7.30	12.09	36.2
<b>Gazprom Team Russia (RUS)</b>	6	<b>66</b>	<b>10</b>	6.60	12.03	36.7
<b>Team Turx powered by Kaya Ropes (TUR)</b>	7	<b>46</b>	<b>10</b>	4.60	11.80	37.4
<b>Lino Sonogo Team Italia (ITA)</b>	8	<b>45</b>	<b>10</b>	4.50	11.57	37.1

\* Redress given: 9 points for 5 races to The Wave, Muscat

### Best Starters



Oman Air

Ø Rank at First Mark

**2.70**

Other Teams:

**4.51**



Gazprom Team Russia

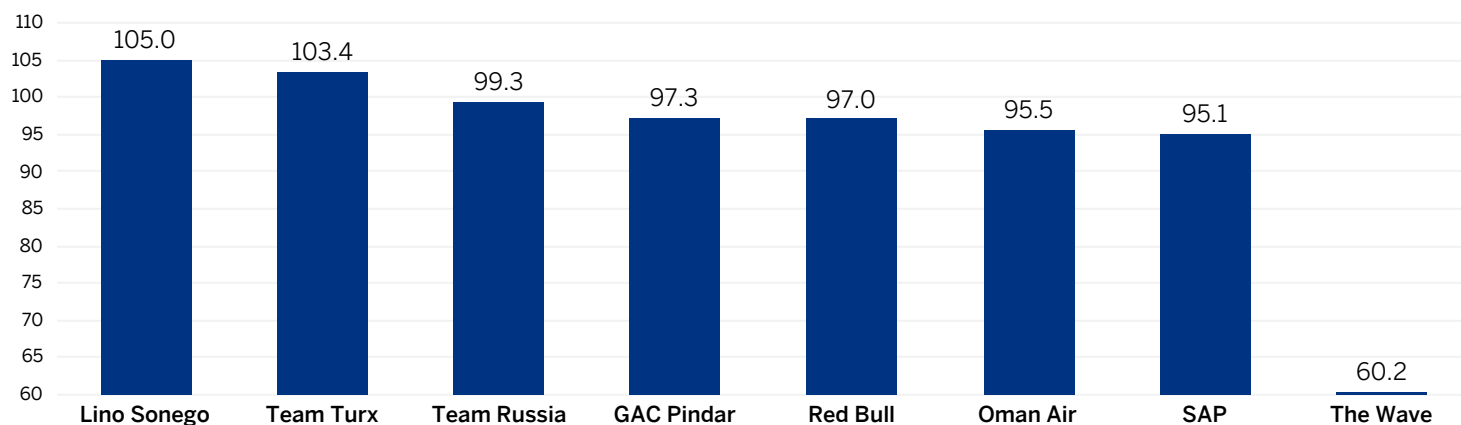
Ø Speed on Start Signal (kn)

**8.35 knots**


Other Teams:

**6.84 knots**

### Total Time Sailed (minutes)



Insights from



# Extreme Sailing Series 2015 - Act Report

## Act 4, Cardiff

### Average Speed over Ground

DOWNWIND



**12.05 knots**

Red Bull Sailing Team

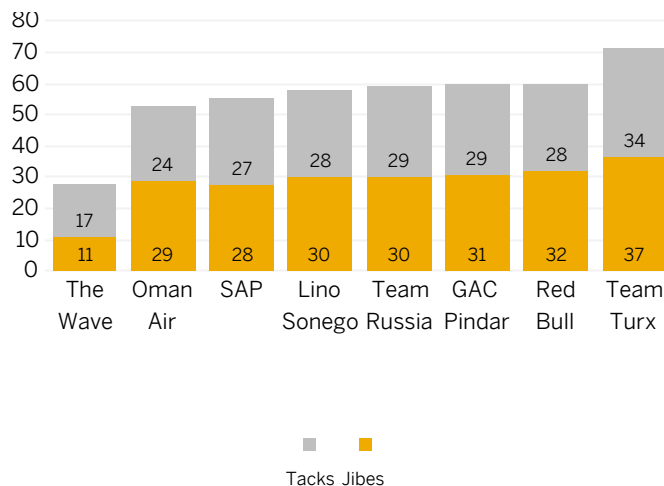
UPWIND



**12.35 knots**

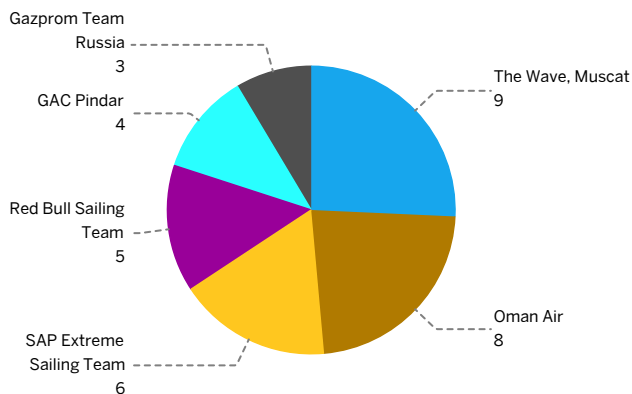
The Wave, Muscat

### Number of Maneuvers



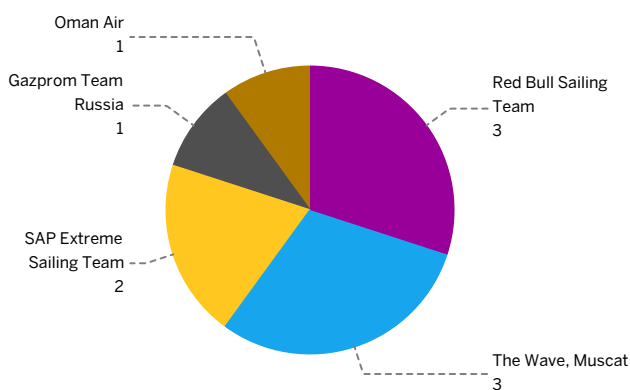
### Number of Podium Finishes

How often has a team finished a race on rank 1-3?

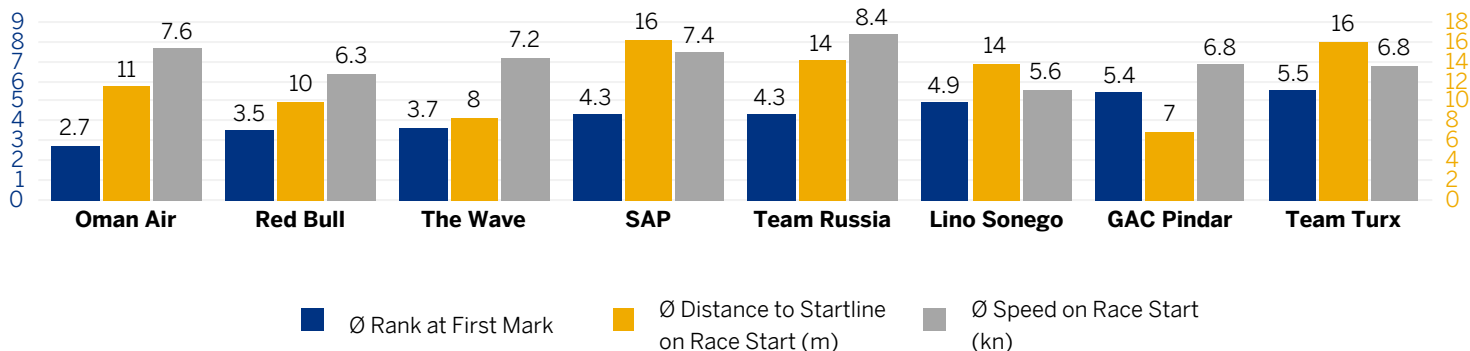


### Number of Wins

How often has a team won a race?



### Race Start Analysis - Sorted by Ø Rank at First Mark



Insights from



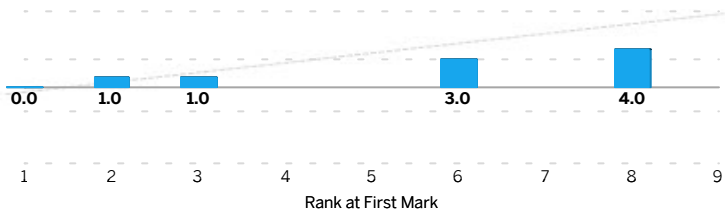
# Extreme Sailing Series 2015 - Act Report

## Act 4, Cardiff

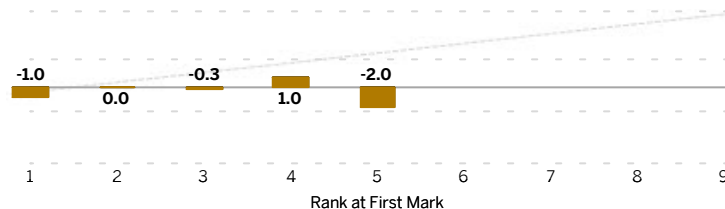
### Ø Ranks Gained Between First Mark & Race Finish - Broken Down by Position at First Mark

How well do the teams hold their position at the first mark - do they gain or lose ranks? The gray line indicates an ideal performance as a benchmark (e.g. started 1st and lost 0 ranks or started 12th and gained 11 ranks to win a race)

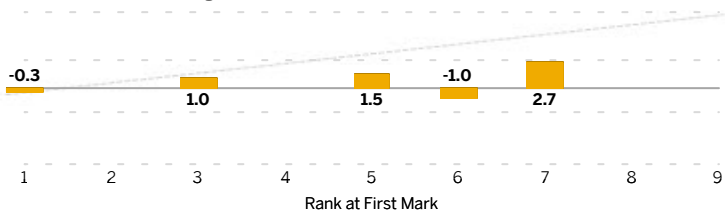
**The Wave, Muscat**



**Oman Air**



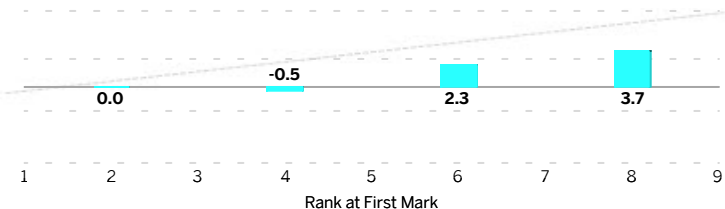
**SAP Extreme Sailing Team**



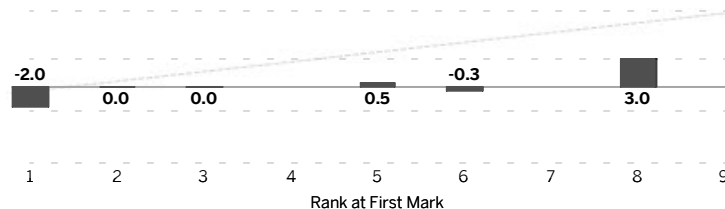
**Red Bull Sailing Team**



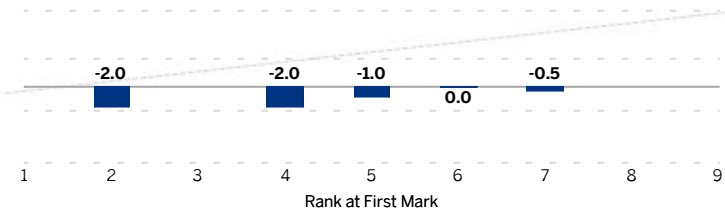
**GAC Pindar**



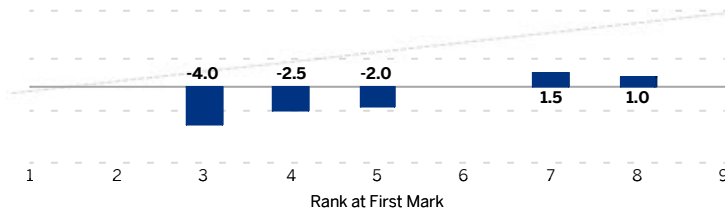
**Gazprom Team Russia**



**Team Turx powered by Kaya Ropes**



**Lino Sonego Team Italia**



Insights from



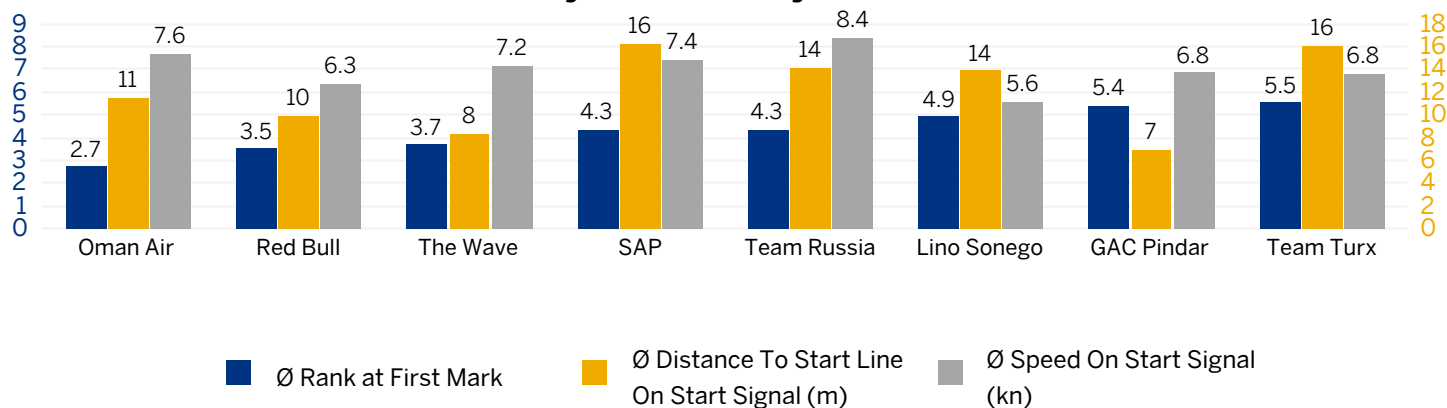
# Extreme Sailing Series 2015 - Act Report

## Act 4, Cardiff

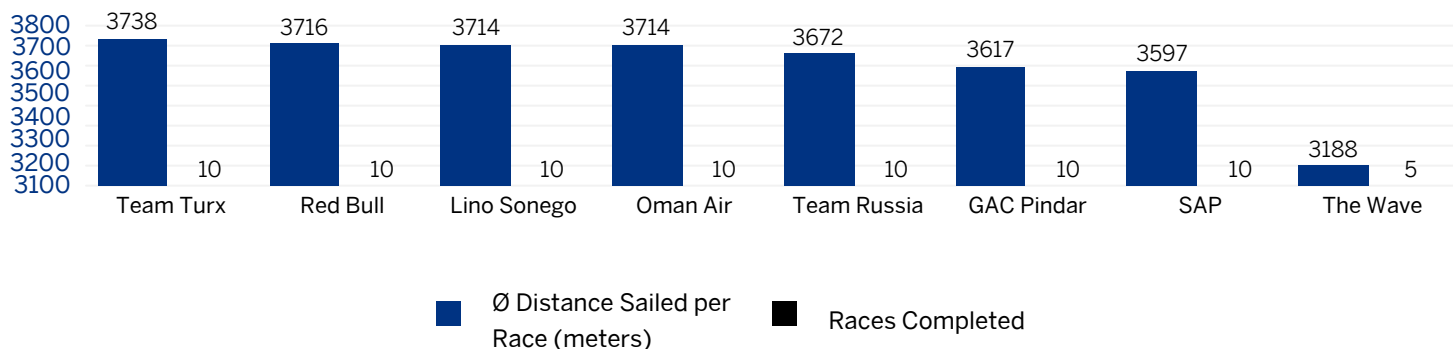
### Race Day 1

	Rank	Total Points	Races Completed	Ø Points per Race started	Ø Speed over Ground (kn)
<b>The Wave, Muscat (OMA)</b>	<b>1</b>	<b>90</b>	<b>5</b>	9.00	11.54
<b>Oman Air (OMA)</b>	<b>2</b>	<b>79</b>	<b>10</b>	7.90	12.71
<b>SAP Extreme Sailing Team (DEN)</b>	<b>3</b>	<b>77</b>	<b>10</b>	7.70	12.35
<b>Red Bull Sailing Team (AUT)</b>	<b>4</b>	<b>74</b>	<b>10</b>	7.40	12.58
<b>GAC Pindar (GBR)</b>	<b>5</b>	<b>73</b>	<b>10</b>	7.30	12.09
<b>Gazprom Team Russia (RUS)</b>	<b>6</b>	<b>66</b>	<b>10</b>	6.60	12.03
<b>Team Turx powered by Kaya Ropes (TUR)</b>	<b>7</b>	<b>46</b>	<b>10</b>	4.60	11.80
<b>Lino Sonogo Team Italia (ITA)</b>	<b>8</b>	<b>45</b>	<b>10</b>	4.50	11.57

### Race Start Analysis - Sorted by Ø Rank at First Mark



### Ø Distance Sailed per Race (meters) and Races Completed



Insights from

