

Extreme Sailing Series 2015 - Act Report

Act 4, Cardiff

	Rank	Total Points	Races Completed	Ø Points per Race completed	Ø Speed Over Ground (knots)	Total Distance Sailed (km)
The Wave, Muscat (OMA)	1	153	12	12.75	12.42	54.8
SAP Extreme Sailing Team (DEN)	2	132	17	7.76	12.67	72.6
GAC Pindar (GBR)	3	128	17	7.53	12.54	72.9
Red Bull Sailing Team (AUT)	4	122	17	7.18	12.72	74.2
Oman Air (OMA)	5	109	17	6.41	12.86	75.8
Gazprom Team Russia (RUS)	6	104	17	6.12	12.42	74.2
Team Turx powered by Kaya Ropes (TUR)	7	92	17	5.41	12.41	75.5
Lino Sonogo Team Italia (ITA)	8	74	17	4.35	11.98	74.6

* Redress given: 9 points for 5 races to The Wave, Muscat

Best Starters



The Wave, Muscat

Ø Rank at First Mark

3.00

Other Teams:

4.55



SAP Extreme Sailing Team

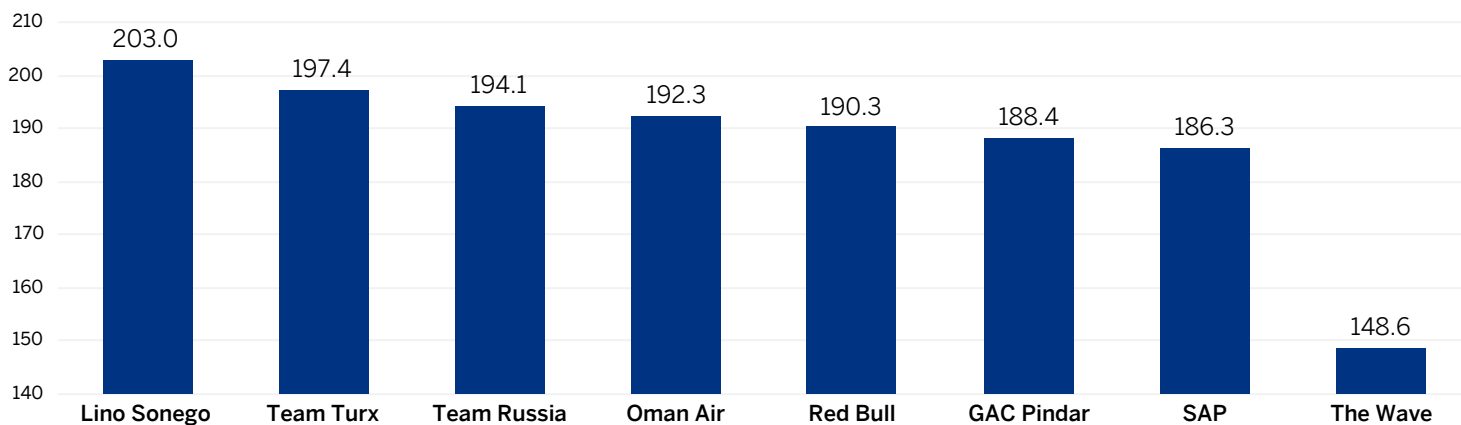
Ø Speed on Start Signal (kn)

7.91 knots

Other Teams:

7.03 knots

Total Time Sailed (minutes)



Insights from



Extreme Sailing Series 2015 - Act Report

Act 4, Cardiff

Average Speed over Ground

DOWNWIND



12.32 knots

The Wave, Muscat

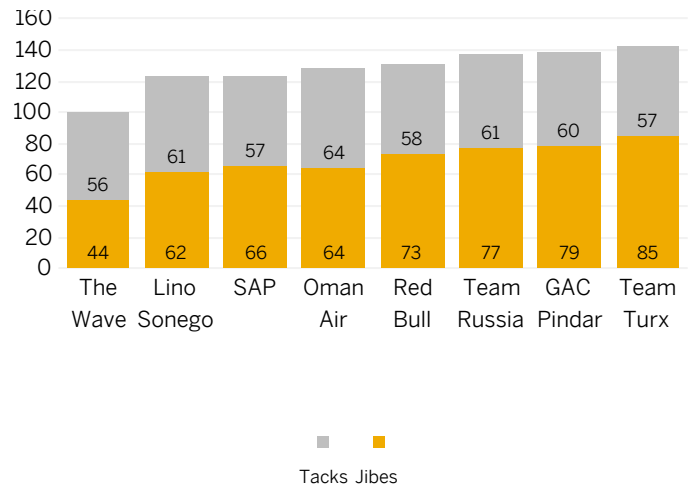
UPWIND



12.27 knots

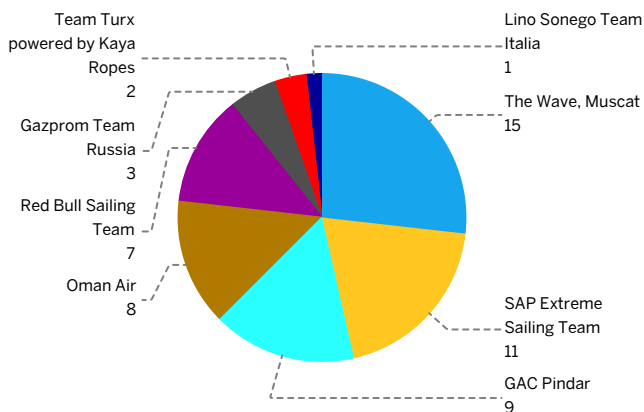
Oman Air

Number of Maneuvers



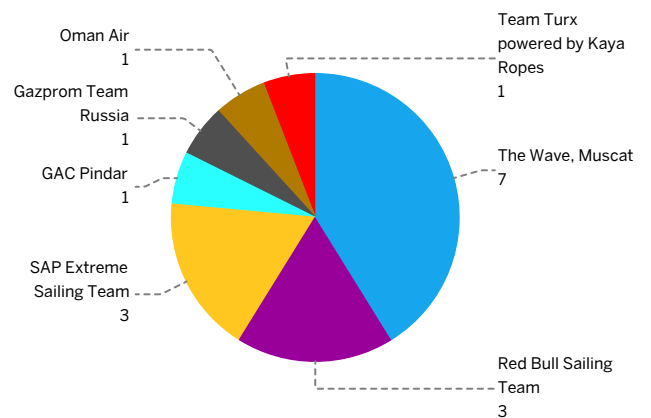
Number of Podium Finishes

How often has a team finished a race on rank 1-3?

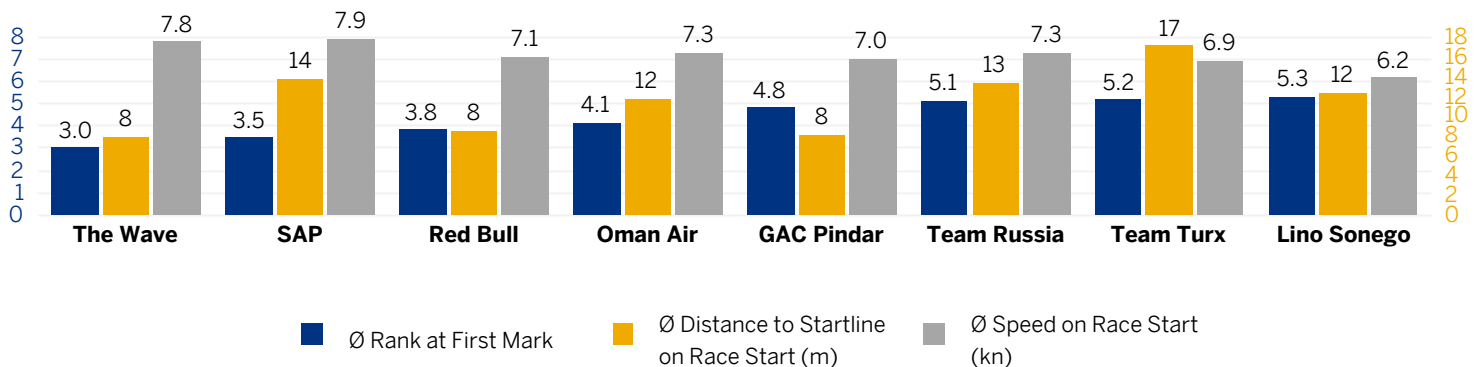


Number of Wins


How often has a team won a race?



Race Start Analysis - Sorted by Ø Rank at First Mark



Insights from



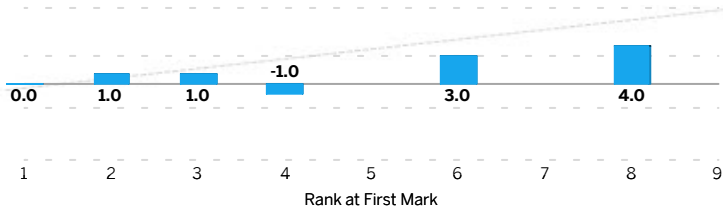
Extreme Sailing Series 2015 - Act Report

Act 4, Cardiff

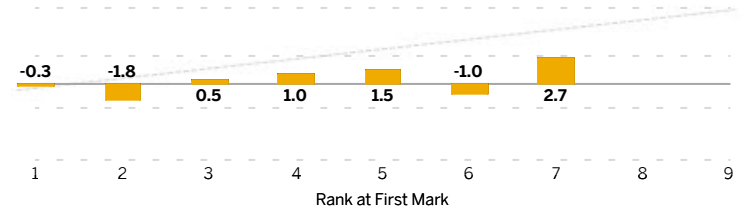
Ø Ranks Gained Between First Mark & Race Finish - Broken Down by Position at First Mark

How well do the teams hold their position at the first mark - do they gain or lose ranks? The gray line indicates an ideal performance as a benchmark (e.g. started 1st and lost 0 ranks or started 12th and gained 11 ranks to win a race)

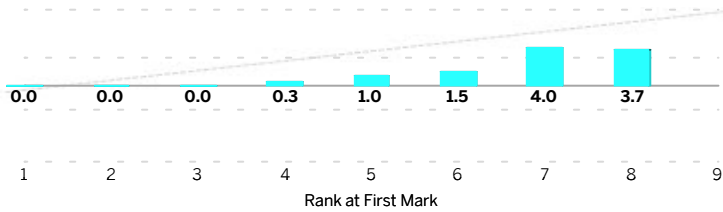
The Wave, Muscat



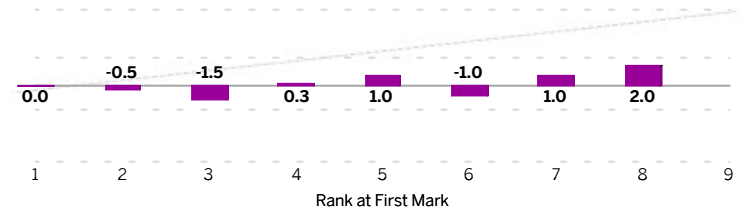
SAP Extreme Sailing Team



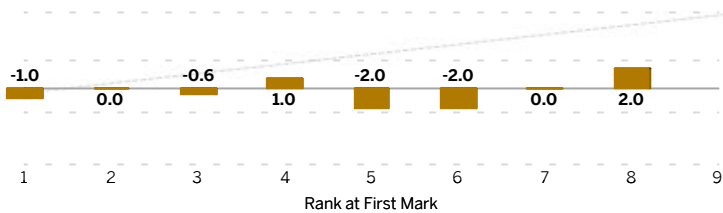
GAC Pindar



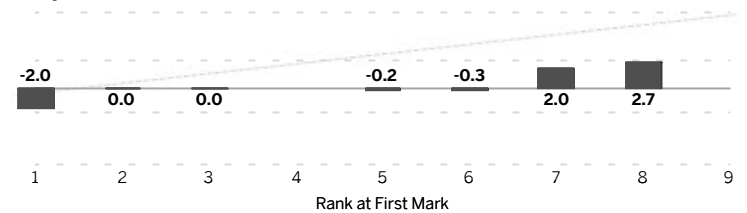
Red Bull Sailing Team



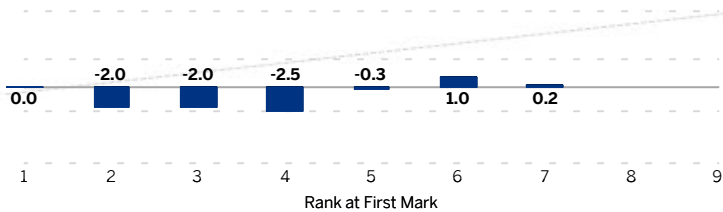
Oman Air



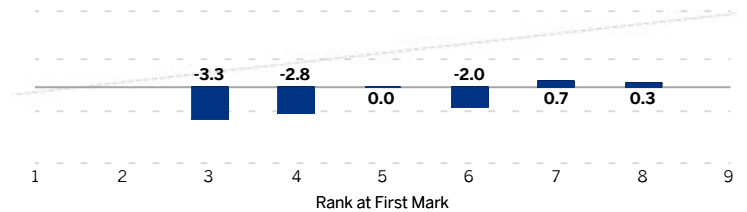
Gazprom Team Russia



Team Turx powered by Kaya Ropes



Lino Sonego Team Italia



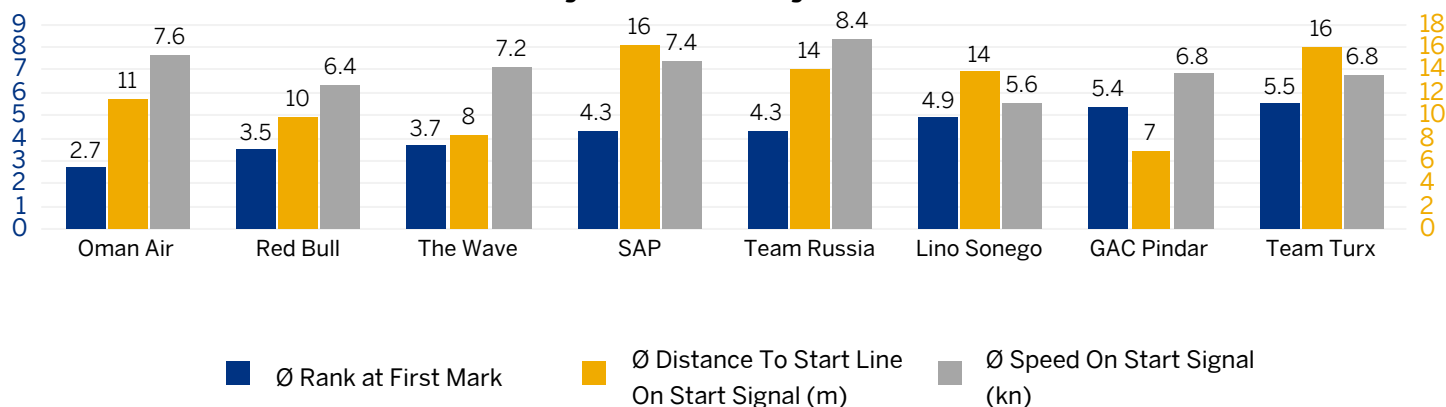
Extreme Sailing Series 2015 - Act Report

Act 4, Cardiff

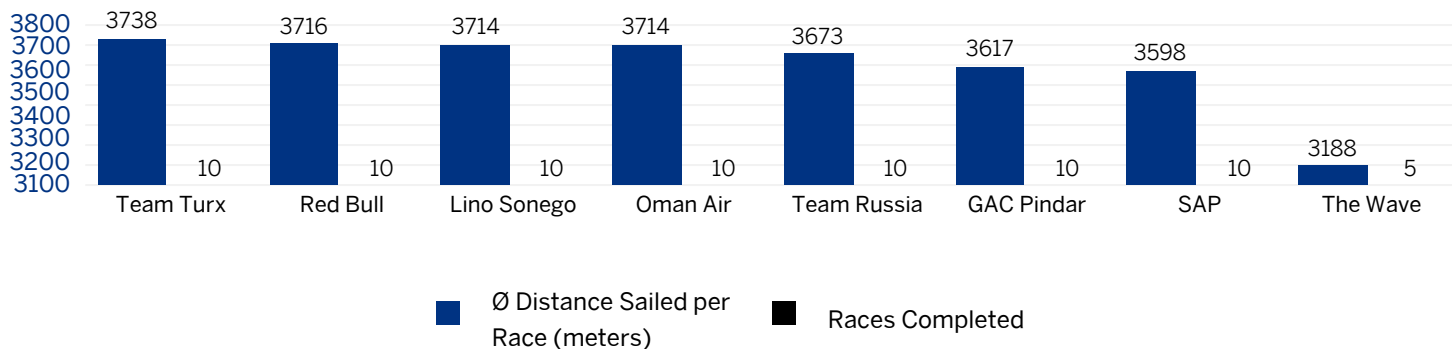
Race Day 1

	Rank	Total Points	Races Completed	Ø Points per Race started	Ø Speed over Ground (kn)
The Wave, Muscat (OMA)	1	90	5	9.00	11.54
Oman Air (OMA)	2	79	10	7.90	12.71
SAP Extreme Sailing Team (DEN)	3	77	10	7.70	12.35
Red Bull Sailing Team (AUT)	4	74	10	7.40	12.58
GAC Pindar (GBR)	5	73	10	7.30	12.09
Gazprom Team Russia (RUS)	6	66	10	6.60	12.03
Team Turx powered by Kaya Ropes (TUR)	7	46	10	4.60	11.80
Lino Sonogo Team Italia (ITA)	8	45	10	4.50	11.57

Race Start Analysis - Sorted by Ø Rank at First Mark



Ø Distance Sailed per Race (meters) and Races Completed



Insights from



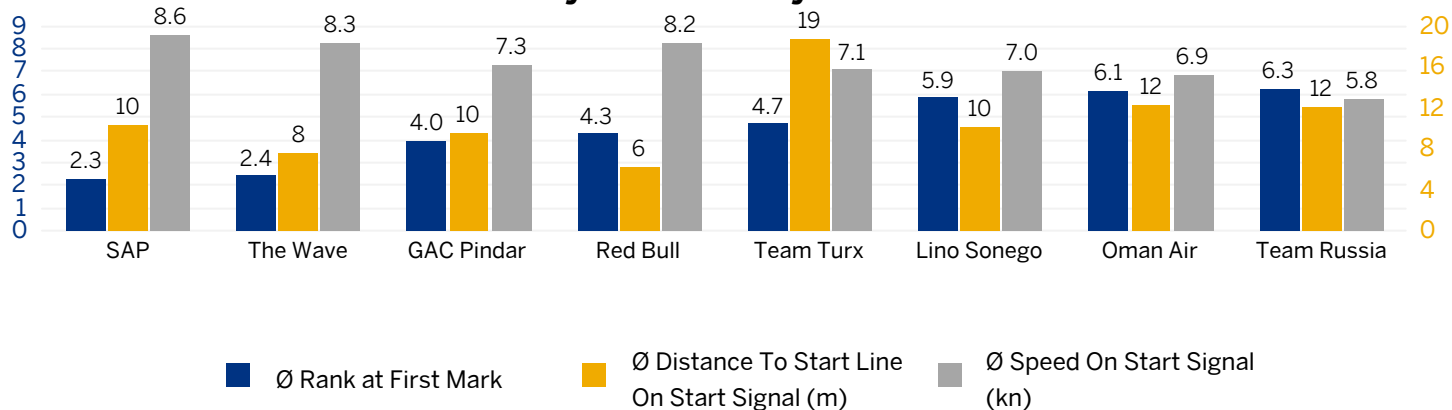
Extreme Sailing Series 2015 - Act Report

Act 4, Cardiff

Race Day 2

	Rank	Total Points	Races Completed	Ø Points per Race started	Ø Speed over Ground (kn)
The Wave, Muscat (OMA)	1	63	7	9.00	13.17
GAC Pindar (GBR)	2	55	7	7.86	13.18
SAP Extreme Sailing Team (DEN)	3	55	7	7.86	13.13
Red Bull Sailing Team (AUT)	4	48	7	6.86	12.92
Team Turx powered by Kaya Ropes (TUR)	5	46	7	6.57	13.29
Gazprom Team Russia (RUS)	6	38	7	5.43	12.96
Oman Air (OMA)	7	30	7	4.29	13.06
Lino Sonego Team Italia (ITA)	8	29	7	4.14	12.56

Race Start Analysis - Sorted by Ø Rank at First Mark



Ø Distance Sailed per Race (meters) and Races Completed

